

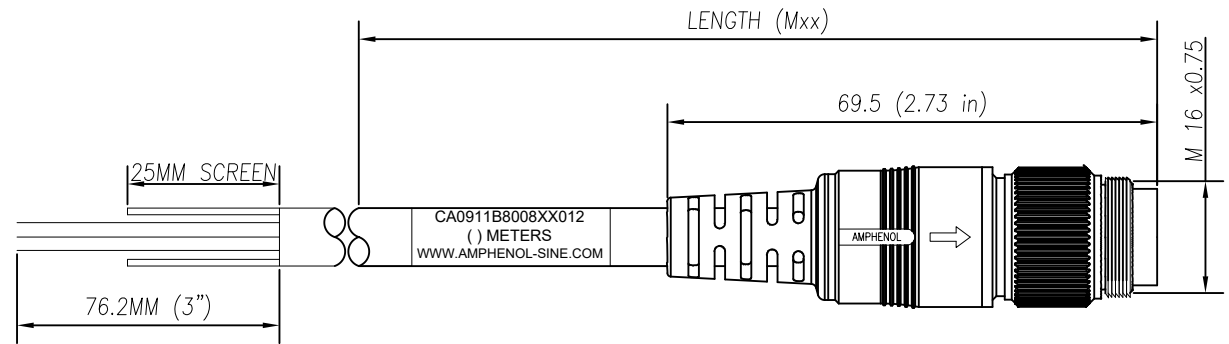
Part Number	Length (Meters)
CA0911A800801012	1 (3.28 FEET)
CA0911A800802012	2 (6.56 FEET)
CA0911A800803012	3 (9.84 FEET)
CA0911A800805012	5 (16.40 FEET)
CA0911A800807012	7 (22.96 FEET)
CA0911A800810012	10 (32.80 FEET)
CA0911A800813012	13 (42.65 FEET)
CA0911A800815012	15 (49.21 FEET)

D


C

B

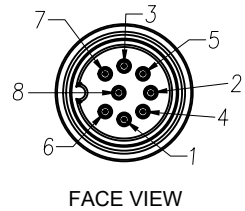
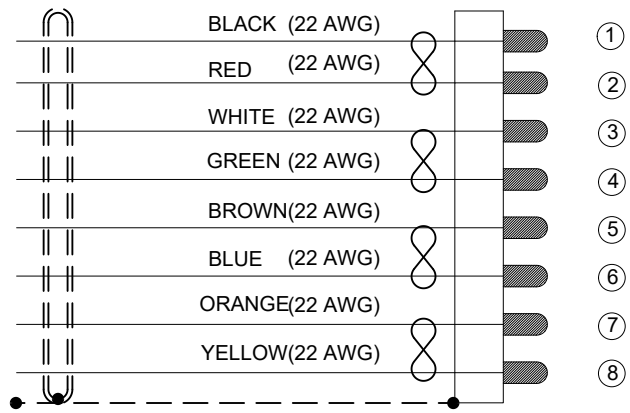
A



REVISIONS							
REV	ZONE	ECO	DESCRIPTION	DATE	BY	CHK	APPR
A1	-	-	TECHNICAL DATA SHEET RELEASE	20-JULY-17	RO	-	-



WIRING DIAGRAM



CAN BE USED WITH MATING FEMALE RECEPTACLE # CA0911F118005

CONTACT YOUR DISTRIBUTOR FOR OTHER MATING OPTIONS

TECHNICAL DATA:

- MATERIALS:**
 COUPLING NUT: ZINC DIE CAST
 INSULATION INSERT: THERMOPLASTIC
 CONTACT: SILVER PLATED
 OVERMOLD MATERIAL: THERMOPLASTIC COLOR: BLACK
 CABLE RATING: UL LISTED, UL RECOGNIZED AWM STYLE AND CSA CERTIFIED, AWM 2517 105°C 300V
 CABLE JACKET MATERIAL: PVC COLOR: BLACK
 BENDING RADIUS: 0.260"
 CONDUCTOR INSULATION: SR-PVC
 NUMBER OF CONDUCTORS: (8) 22AWG
- CONNECTOR ELECTRICAL DATA:**
 CURRENT (MAX): 7A AT 40°C
 VOLTAGE (MAX): 250V AC/DC PER UL 1977
 INSULATION RESISTANCE: 100M OHMS PER IEC 60512-3-1
 RATED IMPULSE WITHSTAND VOLTAGE: 1200V PER IEC 60664-1
- CONNECTOR MECHANICAL DATA:**
 TEMPERATURE RANGE: -25°C TO +100°C
 PROTECTION: IP67/IP68 (PER MATED CONDITION)
 MATING CYCLES: >500
- RoHS COMPLIANT

TOLERANCE	
0-2.99 M = +100.0/-25.0mm	0-9.99 FT = +4" / -1"
3-8.99 M = +150.0/-25.0mm	10.00-29.99 FT = +6" / -1"
9-14.99 M = +300.0/-25.0mm	30.00-49.99 FT = +12" / -1"
15-OVER M = +450.0/-25.0mm	50 FT-OVER = +18" / -1"

QUANTITY	PART NUMBER	DESCRIPTION	ITEM

MATERIALS LIST		
SIGNATURES	DATE	
DRAWN: RO	6-JUNE-17	
CHECKED: AA	8-JUNE-17	
ENGINEER: RO		
APPROVAL: WS	13-JUNE-17	

UNLESS OTHERWISE SPECIFIED: 1) All dimensions are in metric(mm). 2) Tolerances are as follows: 1 PL DEC ±0.30 Fractions ±1/64 2 PL DEC ±0.15 Angles ±1° 3 PL DEC ±0.08 3) Note reference = Δ		Amphenol Sine Systems - www.amphenol-sine.com 44724 Morley Drive Clinton Township, MI 48036	
MATERIAL SPECIFICATIONS:		CUSTOMER:	
PROCESS SPECIFICATIONS: IPC-WHMA-A-620		THIS DRAWING IS SUPPLIED FOR INFORMATION ONLY. DESIGN FEATURES, SPECIFICATIONS AND PERFORMANCE DATA SHOWN HEREON ARE THE PROPERTY OF THE AMPHENOL CORPORATION. NO RIGHTS OF REPRODUCTION ARE IMPLIED. ALL DIMENSIONS ARE SUBJECT TO NORMAL MANUFACTURING VARIATIONS.	
SCALE: HALF	SIZE: C-	DWG NO: CA9811A8008XX012	REVISION: A1
NEXT ASSY:		CA9811A8008XX012	SHEET 1 OF 1

