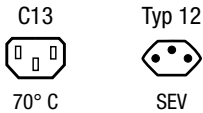


CH Power Supply Cord with IEC Connector C13, V-Lock, straight



Power plug Switzerland
black



See below:
[Approvals and Compliances](#)

Description

- Power Cord ,
- Protection class I , Pin temperature 70 °C
- with V-Lock interlocking system

Weblinks

[pdf data sheet](#), [html datasheet](#), [General Product Information](#), [Approvals](#), [CE declaration of conformity](#), [Distributor-Stock-Check](#), [Accessories](#), [Detailed request for product](#)

Technical Data

Ratings IEC	10A / 250VAC; 50Hz	Appliance inlet/-outlet	C13 acc. to IEC 60320-3 (for cold conditions) pin-temperature 70 °C, 10A, Protection Class I
Dielectric Strength	> 2kVDC between L-N > 2kVAC between L/N-PE (1 min/50Hz)		
Allowable Operation Temperature	-25 °C to 70 °C		
IP-Protection	from front side IP20 acc. to IEC 60529		
Protection against electric shock	Suitable for appliances with protection class I acc. to IEC 61140		
Terminal	moulded		
Material: Housing	PVC, black		

Approvals and Compliances

Detailed information on product approvals, code requirements, usage instructions and detailed test conditions can be looked up in [Details about Approvals](#)

SCHURTER products are designed for use in industrial environments. They have approvals from independent testing bodies according to national and international standards. Products with specific characteristics and requirements such as required in the automotive sector according to IATF 16949, medical technology according to ISO 13485 or in the aerospace industry can be offered exclusively with customer-specific, individual agreements by SCHURTER.

Approvals

The approval mark is used by the testing authorities to certify compliance with the safety requirements placed on electronic products.

Approval Reference Type: 6051.2015

Approval Logo	Certificates	Certification Body	Description
	SEV Approvals	SEV	Schweizerischer Elektrotechnischer Verein


Product standards

Product standards that are referenced

Organization	Design	Standard	Description
	Designed according to	IEC 60320-1	Appliance couplers for household and similar general purposes
	Designed according to	IEC 60320-3	Appliance couplers for household and similar general purposes






Application standards

Application standards where the product can be used

Organization	Design	Standard	Description
	Designed for applications acc.	IEC/UL 62368-1	IEC 62368-1 includes the basic requirements for safety of audio, video, information technology and office equipment.

Compliances

The product complies with following Guide Lines

Identification	Details	Initiator	Description
	CE declaration of conformity	SCHURTER AG	The CE marking declares that the product complies with the applicable requirements laid down in the harmonisation of Community legislation on its affixing in accordance with EU Regulation 765/2008.
	RoHS	SCHURTER AG	Directive RoHS 2011/65/EU, Amendment (EU) 2015/863
	China RoHS	SCHURTER AG	The law SJ / T 11363-2006 (China RoHS) has been in force since 1 March 2007. It is similar to the EU directive RoHS.
	REACH	SCHURTER AG	On 1 June 2007, Regulation (EC) No 1907/2006 on the Registration, Evaluation, Authorization and Restriction of Chemicals 1 (abbreviated as "REACH") entered into force.
		SCHURTER AG	V-Lock system are based on a matching plug-dose combination. The connector is equipped with a notch intended for use with the latching cordset. The cord latching system prevents against accidental removal of the cordset.

All Variants

Connector		Cable				Plug					Order Number
Type	V-Lock	Cord Type	Conductor cross section	Length [m]	Color	Type	Country	Standard	Style		
C13	●	H05V-F3G1.0	3 x 1 mm ²	2.5	black	Switzerland	CH	SEV Typ 12	straight	-	6051.2015

 Most Popular.

Availability for all products can be searched real-time: <https://www.schurter.com/en/Stock-Check/Stock-Check-SCHURTER>

Packaging unit

50 Pcs

Mating Inlets/Plugs shuttered

Category / Description

[Appliance Inlet Overview complete](#)



6010, Mounting: Snap-in, Solder, quick-connect, screw, PCB, Appliance Inlet: IEC C14	6010
6015, Mounting: Snap-in, Solder, quick-connect, screw, PCB, Appliance Inlet: IEC C18	6015
6048, Mounting: Screw, Appliance Inlet: IEC C14	6048
6061, Mounting: Screw, Appliance Inlet: IEC C14	6061
GSP1, Mounting: Screw, Appliance Inlet, IEC C14, For PCB mounting, IP40, Quick connect terminals 4.8 x 0.8 mm angled or straight, Suitable for appliances with protection class I or II	GSP1

...

[IEC Inlet Filter Overview complete](#)



5123, Mounting: Screw, Front-/Rear-Side, Filter: Standard and Medical Version, Without fuse holder: 10 A, Themoplast / steel tin-plated Appliance Inlet: IEC C14, Suitable for appliances with protection class I or II	5123
5120, Mounting: Screw with plastic flange, Front-/Rear-Side, Filter: Standard and Medical Version, Without fuse holder: 10 A, Themoplast / steel tin-plated Appliance Inlet: IEC C14, Suitable for appliances with protection class I or II	5120
KFS, Mounting: Screw, Front Side, Filter: Standard version, Without fuse holder: 10 A, Appliance Inlet: IEC C14, pre-wired	KFS

Category / Description

[Power Entry Module Overview complete](#)



DF11, Mounting: Screw, Rocker switch: non-illuminated or illuminated 2-pole, Quick connect terminals 6.3 x 0.8 mm, Appliance Inlet: IEC C14, Without fuse holder: Suitable for appliances with protection class I or II 0 DF11, Mounting:Screw, Quick connect terminals 6.3 x 0.8 mm, Without fuse holder: Rocker switch, non-illuminated or illuminated, 2-pole, Appliance Inlet: IEC C14, 250 VAC, prewired, Suitable for appliances with protection class I or II 0 DF11, Power Entry ModuleC14, 55°C, version: L: N: ground: : fuseholder: color: design: dimension S: features: 0 DF11, Mounting: Snap-in/screw-on, Appliance Inlet: IEC C14, Without fuse holder: : black, Suitable for appliances with protection class I or II 0 DF11, Mounting: Snap-in/screw-on8 mm, Quick connect terminals 6.3 x 0.8 mm, IP40,: black, Appliance Inlet: IEC C14, Circuit Breakers TA45, A, non-illuminated, Protection Class I or II 0 DF11, Mounting: Snap-in/screw-on, mm, Without fuse holder: : IEC Suitable for appliances with protection class I or II 0	DF11
DD21, Mounting: Screw-on mounting Rear Side, Rocker switch: non-illuminated or illuminated 2-pole, additional quick connect 4.8 x 0.8 mm Appliance Inlet: IEC C14, Fuseholder: 1-/2-pole	DD21
DC11, Mounting: Screw, Rocker switch: non-illuminated or illuminated 1-/2-pole, Quick connect terminals 4.8 x 0.8 mm, Appliance Inlet: IEC C14, Without fuse holder: Suitable for appliances with protection class I or II	DC11
DC21, Mounting: Screw Rear Side, Rocker switch: non-illuminated or illuminated 2-pole, Quick connect terminals 4.8 x 0.8 mm Appliance Inlet: IEC C14, Without fuse holder:	DC21
KD, Mounting:Screw, Quick connect terminals 4.8 x 0.8 mm, Voltage Selector: 2-4 digits, Fuseholder: 1-/2-pole, Rocker switch, non-illuminated, 2-pole, V-Lock cord retaining, Appliance Inlet: IEC C14, 250 VAC, prewired, Suitable for appliances with protection class I	KD
...	...

[Power Entry Module with line filter Overview complete](#)



DG12, Mounting : Screw, 8 mm, 15 A, prewired, Standard and Medical Version, Appliance Inlet: IEC C14 C18, Circuit Breakers TA35: DG12, Suitable for appliances with protection class I or II	DG12
DD14, Mounting: Screw-on mounting, Front Side, Filter, Standard and Medical Version, Fuseholder:1-/2-pole, 10 A, Rocker switch: 2-pole, non-illuminated Appliance Inlet: IEC C14, prewired	DD14
DA22 Mounting: Screw-on mounting, Rear Side, PCB, 10 A, Filter: Standard and Medical Version, Fuseholder: 1-/2-pole, Appliance Inlet: IEC C14, Suitable for appliances with protection class I	DA22
DC12, Mounting: Screw, Front-/Rear-Side, Filter, Standard and Medical Version, Without fuse holder:10 A, Rocker switch: 1-/2-pole, non-illuminated or illuminated Appliance Inlet: IEC C14, prewired	DC12
DC22 Mounting: Screw, Rear Side, PCB, 10 A, Filter: Standard and Medical Version, Without fuse holder: Rocker switch: 1-/2-pole, non-illuminated or illuminated, Appliance Inlet: IEC C14, Suitable for appliances with protection class I	DC22
...	...