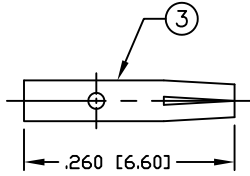


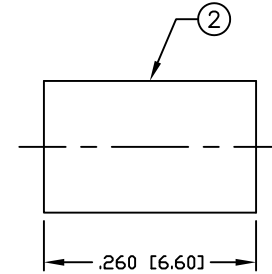
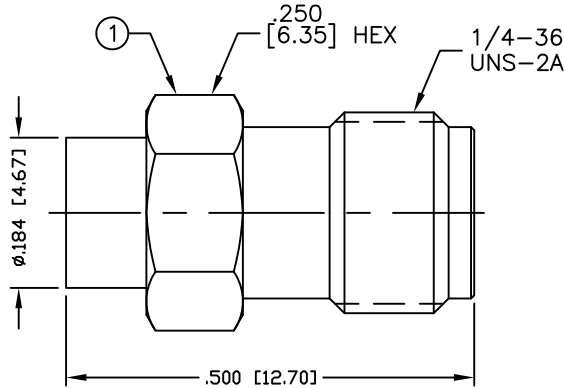
THIS DRAWING CONTAINS INFORMATION PROPRIETARY TO RF INDUSTRIES,
 ANY UNAUTHORIZED USE OF THIS DRAWING IS EXPRESSLY PROHIBITED
 WITHOUT WRITTEN PERMISSION FROM RF INDUSTRIES.
 ANY VIOLATION IS PUNISHABLE UNDER U.S. COPYRIGHT LAWS.

ALL DIMENSIONS ARE REFERENCE ONLY

PART NO.		RSA-3555-1SR2		
REV	DESCRIPTION	DWN	DATE	APPROVED
-	ENGINEERING RELEASE	GGG	2/01/02	JDMc

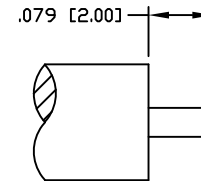


CONTACT TO BE SOLDERED



SPECIFICATIONS:

IMPEDANCE: 50 Ohms
 FREQUENCY RANGE: 0-18 GHz
 INSERTION LOSS(dB): $0.03 \times \sqrt{f(\text{GHz})}$
 WORKING VOLTAGE: 500 V rms Max. @ Sea Level
 INSULATION RESISTANCE: 5k M Ohms min.
 TEMPERATURE RANGE: -65°C TO 165°C
 FOR .141 SEMI RIGID, RG-402/U & BELDEN 1673A CABLE



RECOMMENDED STRIPPING DIMENSIONS

1	BODY	1	BRASS	GOLD, 3 μ"
2	INSULATOR	1	PTFE	---
3	CONTACT	1	Be-Cu	GOLD, 50 μ"
4				
5				
6				
7				
8				
9				
10				
11				
12				
13				
14				
#	DESCRIPTION	QTY	MATRL	FINISH

008974	
DRAWN	
G. GALLEGOS	2/01/02
CHECKED	
ORJ DRAWN	
G. GALLEGOS	2/01/02
APPROVALS	DATE

UNLESS OTHERWISE SPECIFIED:
 1. REMOVE ALL BURRS
 2. BREAK ALL CORNERS & EDGES .005 R. MAX.
 3. CHAMFER 1ST & LAST THREADS 45°
 4. SURFACE ROUGHNESS 63 FINISH MIL-STD-10
 5. DIAMETERS ON COMMON CENTERS TO BE CONCENTRIC WITHIN .002 T.I.R.
 6. ALL DIMENSIONS ARE AFTER PLATING.

DIMENSIONS ARE IN INCHES AND [MILLIMETERS]
 UNLESS OTHERWISE NOTED TOLERANCES ARE:
 DECIMALS DIAMETER
 .xxx±.003 [.08] .xxx±.001 [.03]
 .xx±.005 [.13] .xx±.003 [.08]

RF

connectors

7610 MIRAMAR RD
 SAN DIEGO, CA 92126
 (858) 549-6340
 DIVISION OF RF INDUSTRIES, LTD. (858) 549-6345 FAX

SMA JACK

SEMI-RIGID

SIZE	CABLE GROUP	DWG NO.	REV
A	SR2	RSA-3555-1SR2	-

SCALE: NTS CAD FILE OUTLINE SHEET 1 OF 1