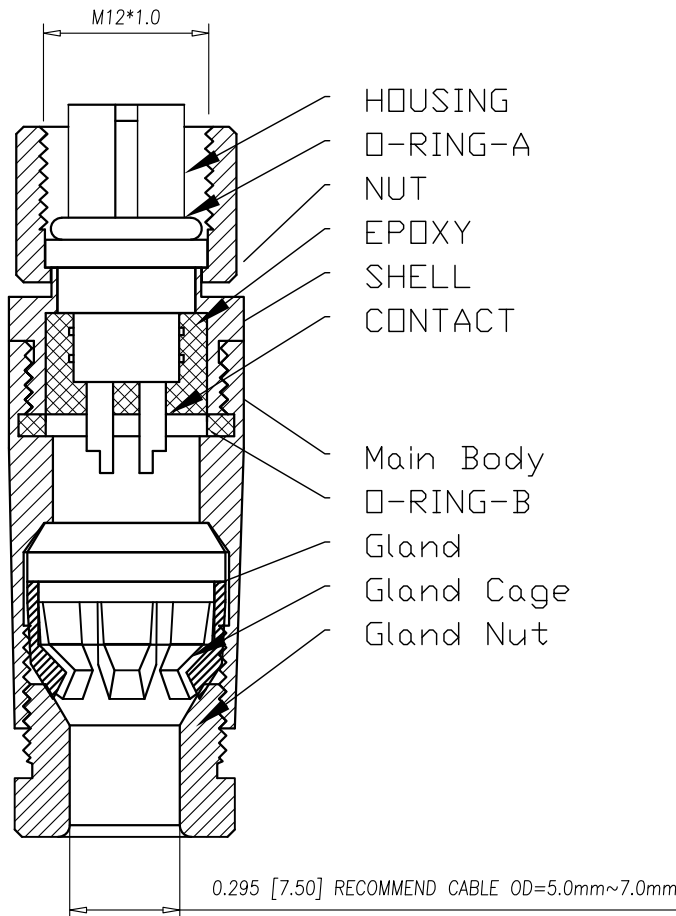
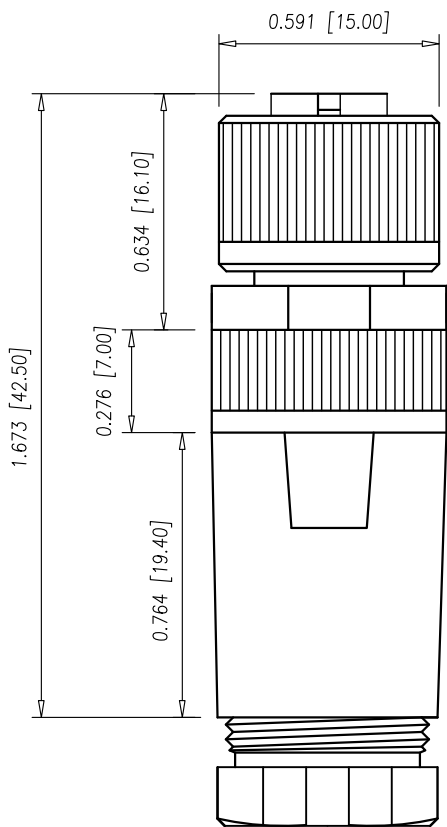
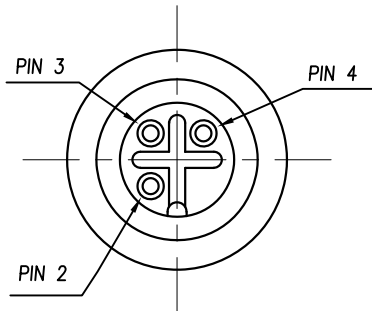


DESCRIPTION: M12 FEMALE - CABLE MOUNT - 3 POS.



HOUSING
 O-RING-A
 NUT
 EPOXY
 SHELL
 CONTACT

 Main Body
 O-RING-B
 Gland
 Gland Cage
 Gland Nut

NOTE:

MATERIAL

HOUSING:	PBT UL94V-0, BLACK
CONTACT:	BRASS
NUT:	ALUMINUM ALLOY
SHELL:	ALUMINUM ALLOY
O-RING:	EPDM, BLACK
MAIN BODY:	ALUMINUM ALLOY
GLAND:	SILICONE, BLACK
GLAND CAGE:	POM, WHITE
GLAND NUT:	ALUMINUM ALLOY

FINISH

CONTACT:	GOLD PLATED
	OVER 50u" NICKEL
NUT:	NICKEL PLATED
SHELL:	NICKEL PLATED
MAIN BODY:	NICKEL PLATED
GLAND NUT:	NICKEL PLATED

ELECTRICAL

RATED CURRENT:	4A
RATED VOLTAGE:	250V
INSULATION RESISTANCE:	100 MOhms MIN.
CONTACT RESISTANCE:	10 mOhms MAX.
WATER PROOF:	IP67

ENVIRONMENT

OPERATION TEMPERATURE:	-40°C TO +85°C
MAX WIRE AWG:	22

858-003-203RKTY

1 = GOLD FLASH
 4 = 10u" GOLD

RoHS COMPLIANT

UNITS = INCHES [MM]

DO NOT SCALE FROM DRAWING



THESE DRAWINGS AND SPECIFICATIONS ARE THE PROPERTY OF NorComp AND SHALL NOT BE REPRODUCED, COPIED OR USED AS THE BASIS FOR THE MANUFACTURE OR SALE OF APPARATUS WITHOUT WRITTEN PERMISSION.

DRAWN:

M. SIGMON

DATE:

03-07-16

NorComp

SCALE:

NTS

SHEET

OF

1

1

REV

4

DWG NO.

858-003-203RKTY