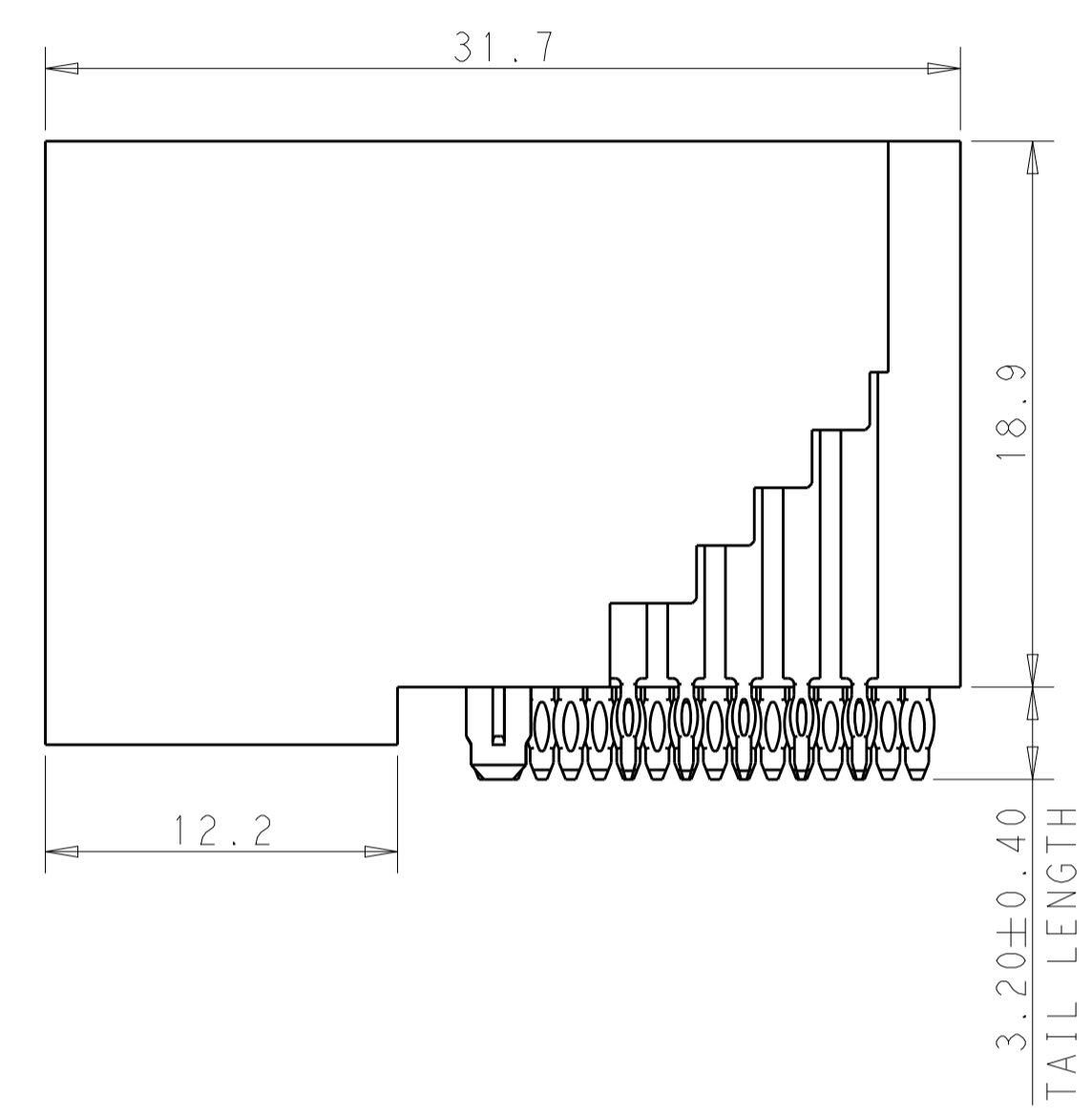
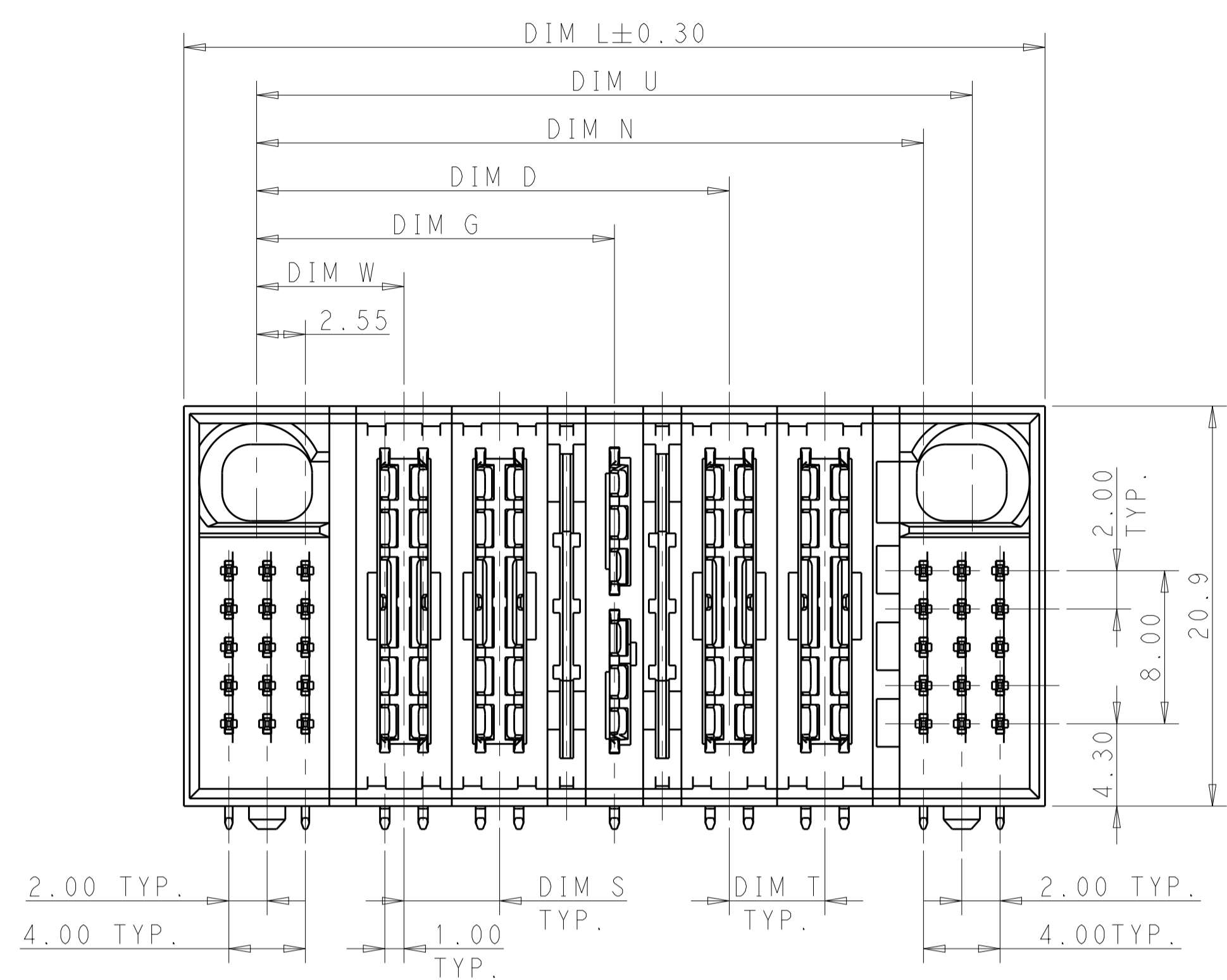
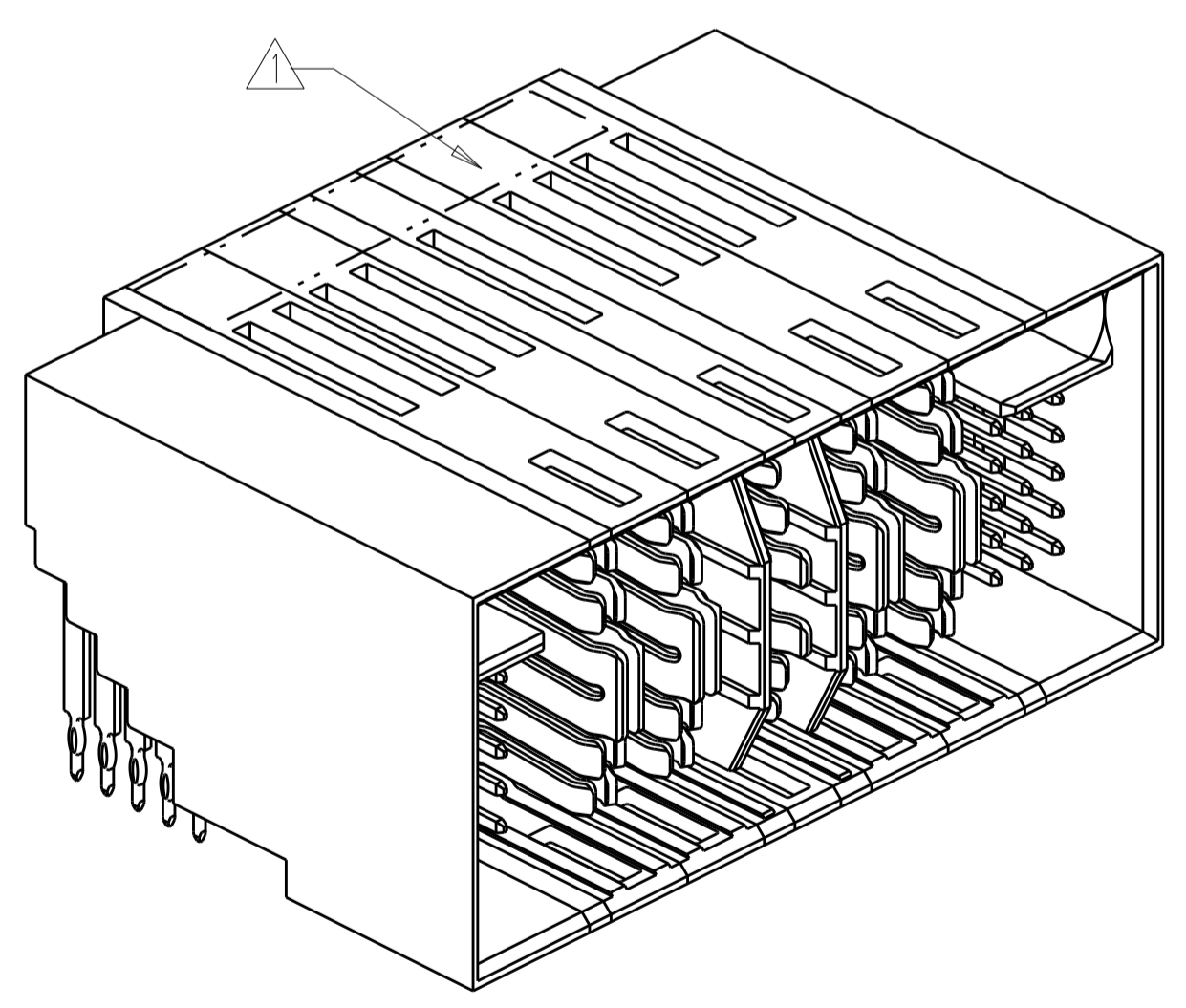
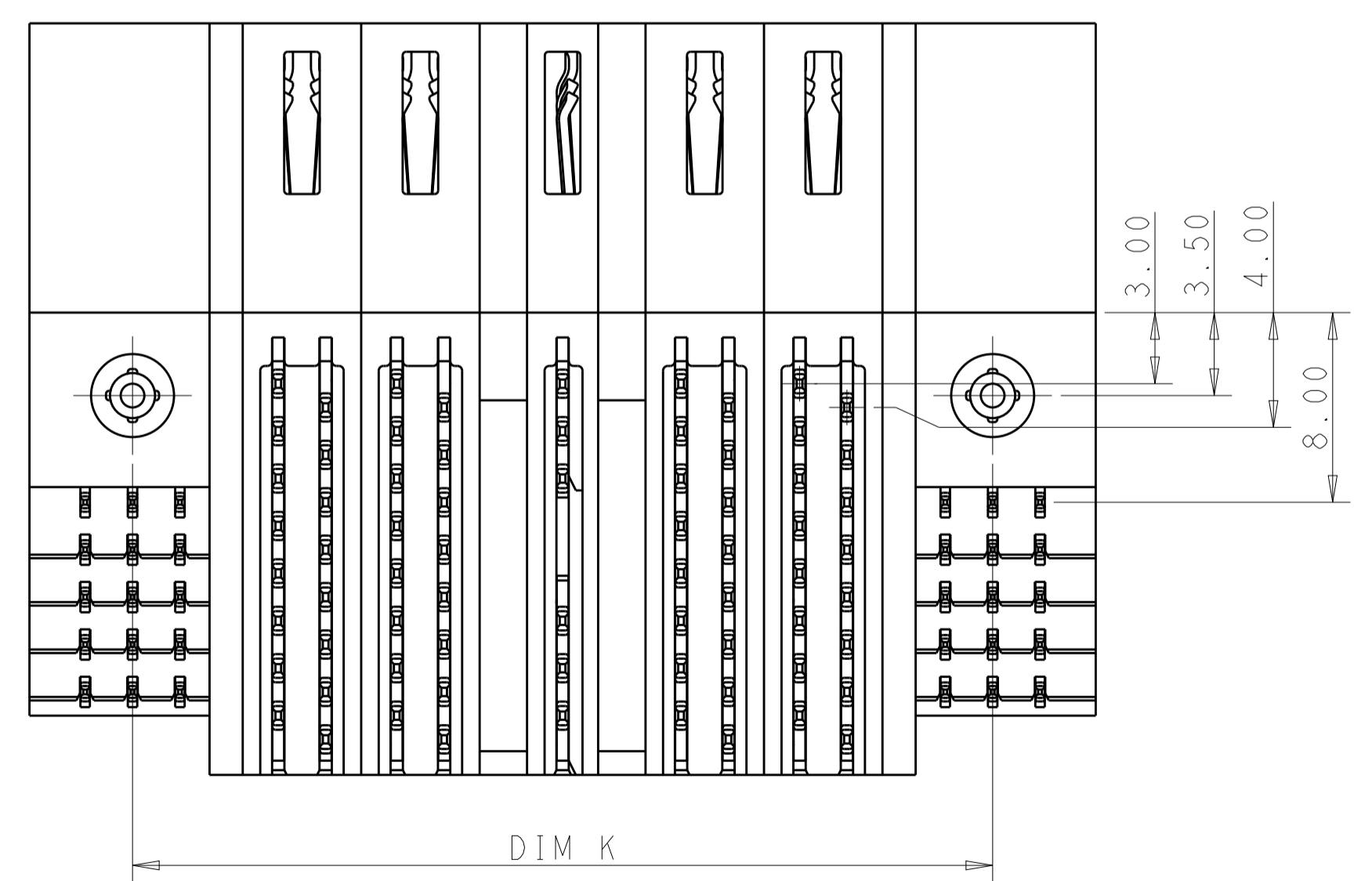


LOC		DIST		REVISIONS			
		P	LTN	DESCRIPTION	DATE	DWN	APVD
		A		RELEASED DRAWING	17AUG2016	TZ	SZ



NOTES, UNLESS OTHERWISE SPECIFIED:

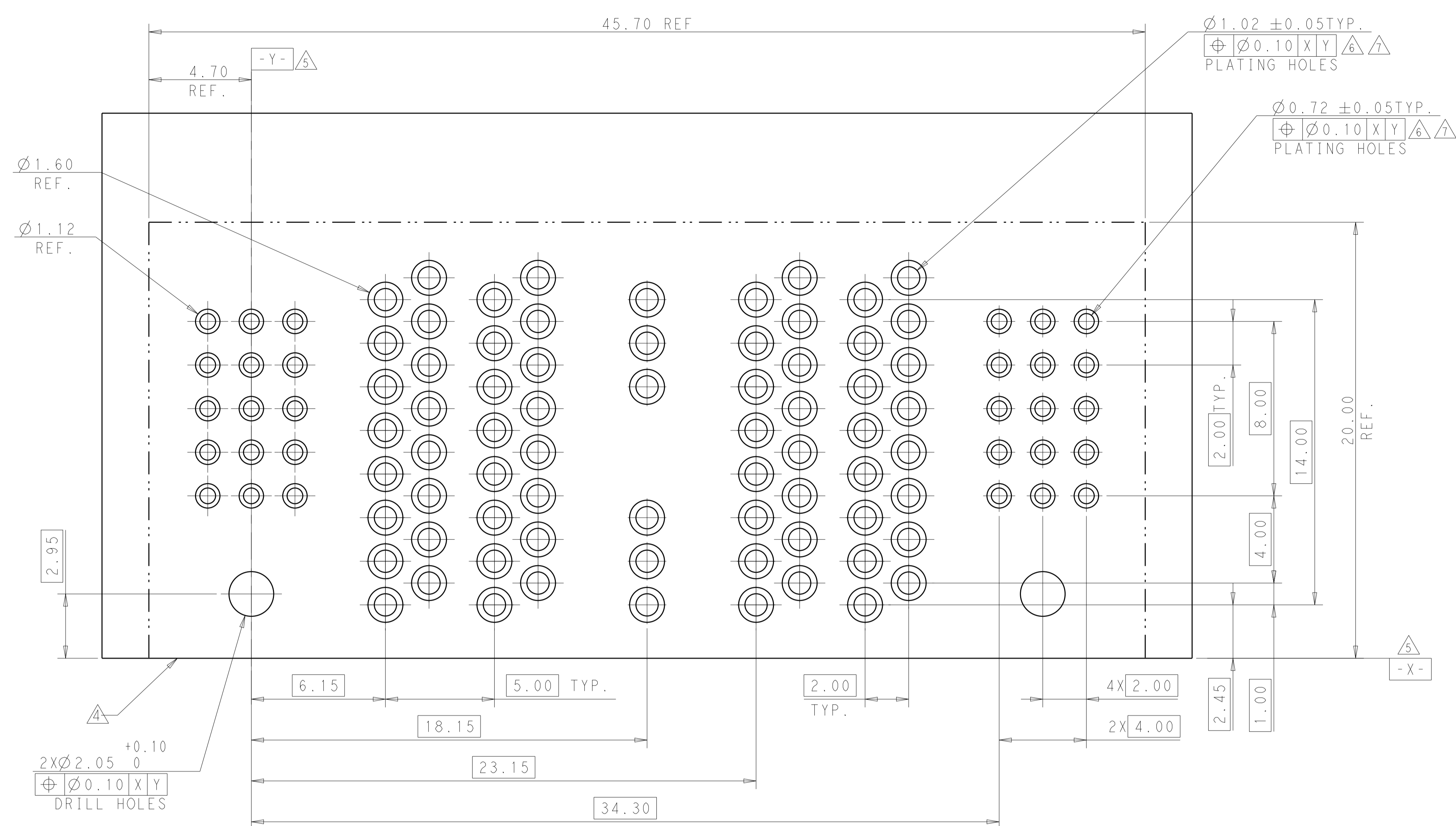
- ① "TE", PART NUMBER AND DATE CODE TO BE MARKED IN AREA SHOWN.
- ② MATERIAL:
HOUSING - GLASS FILLED HIGH TEMP THERMO PLASTIC, COLOR: BLACK, UL94 V- 0.
SIGNAL CONTACT - HIGH CONDUCTIVITY COPPER ALLOY.
POWER CONTACT - HIGH CONDUCTIVITY COPPER ALLOY.
- ③ CONTACT PLATING:
MATING AREA - NOBLE METAL OVERALL NICKEL
TAIL SIDE AREA - MATTE TIN OVERALL NICKEL.
- 4. MECHANICAL CONNECTOR KEEP OUT ZONE.
- ④ DATUM AND BASIC DIMENSIONS ESTABLISHED BY CUSTOMER.
- ⑤ PCB - ALL HOLE DIAMETERS ARE FINISHED HOLE SIZES.
- ⑥ PCB HOLE:
POWER - 1.15±0.025 MM DRILLED HOLES SIZE PLATING WITH 0.0076 MM MIN. Sn OVER 0.025-0.076 MM Cu PLATING TO ACHIEVE A 1.02 MM DIA. HOLE.
SIGNAL - 0.835±0.025 MM DRILLED HOLES SIZE PLATING WITH 0.0076 MM MIN. Sn OVER 0.025-0.076 MM Cu PLATING TO ACHIEVE A 0.72 MM DIA. HOLE.



45.00	37.40	34.85	24.70	18.70	7.70	5.00	5.00	36.30	15S+2P+2LP+2P+15S	2204441-1
DIM L	DIM U	DIM N	DIM D	DIM G	DIM W	DIM S	DIM T	DIM K	DESCRIPTION	PART NUMBER

THIS DRAWING IS A CONTROLLED DOCUMENT.		DWN	THOMAS_ZHAO	09JAN2013	 TE Connectivity
DIMENSIONS:		CHK	SUNY_ZHAO	09JAN2013	
mm		APVD	SUNY_ZHAO	09JAN2013	
TOLERANCES UNLESS OTHERWISE SPECIFIED:		NAME	Customer Drawing		
0 PLC	±0.4	PRODUCT SPEC	MULTI-BEAM HD WITH LP		
2 PLC	±0.4	APPLICATION SPEC	R/A PLUG S+P+LP+S		
3 PLC	±0.75	SIZE	A100779C=2204441		
4 PLC	±1.5	WEIGHT	-		
ANGLES	±	SCALE	4:1		
MATERIAL	FINISH	CUSTOMER DRAWING	SHEET	1 OF 2	REV A

LOC		DIST		REVISIONS			
P	LTN	DESCRIPTION	DATE	DMN	APVD		
-	-	SEE SHEET 1	-	-	-	-	-



PART NUMBER	ROWS	SIGNAL			POWER				SIGNAL			
		1	2	3	P1	P2	LP	P3	P4	4	5	6
2204441-1	E	SH	SH	SH	PH	PH	LH1	PH	PH	SH	SH	SH
	D	SH	SH	SH						SH	SH	SH
	C	SH	SH	SH	LH2	PH	PH	SH	SH	SH	SH	
	B	SH	SH	SH				SH	SH	SH		
	A	SH	SH	SH	SH	SH	SH					
15S+2P+2LP+2P+15S												

POWER CONTACT PRESS-FIT	PH
LP TOP CONTACT PRESS-FIT	LH1
LP BOTTOM CONTACT PRESS-FIT	LH2
SIGNAL CONTACT STANDARD PRESS-FIT	SH1
DESCRIPTION	ITEM

THIS DRAWING IS A CONTROLLED DOCUMENT.

DIMENSIONS:	TOLERANCES UNLESS OTHERWISE SPECIFIED:	DMN THOMAS_ZHAO 09JAN2013	TE Connectivity NAME Customer Drawing MULTI-BEAM HD WITH LP R/A PLUG S+P+LP+S SIZE CAGE CODE DRAWING NO RESTRICTED TO A100779C=2204441 WEIGHT - CUSTOMER DRAWING
mm	0 PLC ±0.4	CHK SUNY_ZHAO 09JAN2013	
	1 PLC ±0.4	APVD SUNY_ZHAO 09JAN2013	
	2 PLC ±0.75	PRODUCT SPEC	
	3 PLC ±0.15	APPLICATION SPEC	
	4 PLC ±0.15		
	ANGLES ±0.15		
MATERIAL	FINISH	SCALE 3:1	SHEET 2 OF 2
		REV A	