

Mounting base housing - ME 22,5 UT/FE BUS/10 KMGY - 2854047

Please be informed that the data shown in this PDF Document is generated from our Online Catalog. Please find the complete data in the user's documentation. Our General Terms of Use for Downloads are valid (<http://phoenixcontact.com/download>)



DIN rail housing, Lower housing part with metal foot catch, tall design, with vents, width: 22.6 mm, cross connection: integrated bus connector, number of positions cross connector: 10, color: light gray (7035)

Your advantages

- Item is from the ME product range
- Tool-free mounting
- Available in overall widths from 12.5 mm to 90 mm, modular extension is possible
- Inflammability class V0 according to UL 94
- Variety of connection technologies
- Can be mounted on the DIN rail
- Optional bus connector that is either integrated or mounted on the DIN rail



Key Commercial Data

| | |
|--------------|---------------|
| Packing unit | 10 pc |
| GTIN | |
| GTIN | 4017918459116 |

Technical data

Item properties

| | |
|------------------------------|---|
| Brief article description | Mounting base housing |
| Type | ME 22,5 UT/FE BUS/10 KMGY |
| Order No. | 2854047 |
| Housing type | DIN rail housing |
| Type | Lower housing part with metal foot catch, tall design |
| Max. IP code to attain | IP20 |
| Mounting type | DIN rail mounting |
| Ventilation openings present | yes |

Dimensions

Mounting base housing - ME 22,5 UT/FE BUS/10 KMGY - 2854047

Technical data

Dimensions

| | |
|--|----------|
| Width [w] | 22.6 mm |
| Height [h] | 99 mm |
| Depth [d] | 107.3 mm |
| Depth from top edge of DIN rail [d] | 99.8 mm |
| Depth from top edge of DIN rail to support point on upper part [d] | 68.5 mm |

Material data

| | |
|--|-------------------|
| Color (RAL) | light gray (7035) |
| Flammability rating according to UL 94 | V0 |
| Housing material | Polyamide |

Ambient conditions

| | |
|---|--|
| Ambient temperature (storage/transport) | -40 °C ... 55 °C |
| Ambient temperature (assembly) | -5 °C ... 100 °C |
| Ambient temperature (operation) | -40 °C ... 100 °C (depending on power dissipation) |
| Relative humidity (storage/transport) | 80 % |

PCB data

| | |
|-----------------------|--------------------------------|
| Number of PCB holders | 1 |
| PCB thickness | 1.4 mm ... 1.8 mm |
| Mounting position | Vertical (horizontal DIN rail) |
| Type of PCB mount | Latching |

Power dissipation, single housing at 20 °C

| | |
|---------------------|----------|
| Ambient temperature | 20 °C |
| Reduction factor | 1 |
| Mounting position | vertical |
| Power dissipation | 6.1 W |

Power dissipation, single housing at 30 °C

| | |
|---------------------|----------|
| Ambient temperature | 30 °C |
| Reduction factor | 0.91 |
| Mounting position | vertical |
| Power dissipation | 5.5 W |

Power dissipation, single housing at 40 °C

| | |
|---------------------|----------|
| Ambient temperature | 40 °C |
| Reduction factor | 0.81 |
| Mounting position | vertical |
| Power dissipation | 4.9 W |

Power dissipation, single housing at 50 °C

| | |
|---------------------|----------|
| Ambient temperature | 50 °C |
| Reduction factor | 0.7 |
| Mounting position | vertical |

Mounting base housing - ME 22,5 UT/FE BUS/10 KMGY - 2854047

Technical data

Power dissipation, single housing at 50 °C

| | |
|-------------------|-------|
| Power dissipation | 4.3 W |
|-------------------|-------|

Power dissipation, single housing at 60 °C

| | |
|---------------------|----------|
| Ambient temperature | 60 °C |
| Reduction factor | 0.57 |
| Mounting position | vertical |
| Power dissipation | 3.5 W |

Mechanical strength/tumbling barrel

| | |
|-----------------------|---------------------|
| Specification | IEC 60998-1:2002-12 |
| Height of fall | 50 cm |
| Number of drop cycles | 10 |

Vibration test

| | |
|------------------------|------------------------|
| Specification | IEC 60068-2-6:2007-12 |
| Frequency | 10 - 150 - 10 Hz |
| Sweep speed | 1 octave/min |
| Amplitude | 0.15 mm (10 - 58.1 Hz) |
| Acceleration | 2g (58.1 - 150 Hz) |
| Test duration per axis | 2.5 h |
| Test directions | X-, Y- and Z-axis |

Shock

| | |
|--------------------------------|-----------------------------------|
| Specification | IEC 60068-2-27:2008-02 |
| Pulse shape | Half-sine |
| Acceleration | 15g |
| Shock duration | 11 ms |
| Number of shocks per direction | 3 |
| Test directions | X-, Y- and Z-axis (pos. and neg.) |

Thermostability (Ball Thrust Test)

| | |
|---------------|------------------------|
| Specification | IEC 60695-10-2:2014-02 |
| Temperature | 125 °C |
| Test duration | 1 h |
| Force | 20 N |

Test for assessing the risk of fire (glow wire)

| | |
|------------------|---|
| Specification | DIN EN 60695-2-11 (VDE 0471-2-11):2014-11 |
| Temperature | 850 °C |
| Time of exposure | 30 s |

Degrees of protection provided by housings (IP code)

| | |
|---------------------------------------|---|
| Specification | IEC 60529:1989-11 + AMD 1:1999-11 + AMD 2:2013-08 |
| Result, degree of protection, IP code | IP20 |

Mounting base housing - ME 22,5 UT/FE BUS/10 KMGY - 2854047

Technical data

General information

| | |
|--------------|---|
| Type of note | Assembly instruction: |
| Note | Refer to the data sheet for the range in the download area. |
| Type of note | Recommendation |
| Note | Material of contact pads for bus connector, galvanic gold (hard gold) |

Packaging information

| | |
|----------------------------|---------------------|
| Type of packaging | packed in cardboard |
| Pieces per package | 10 |
| Denomination packing units | Pcs. |
| Outer packaging type | Carton |

Standards and regulations

| | |
|--|-----|
| Connection in acc. with standard | CUL |
| Flammability rating according to UL 94 | V0 |

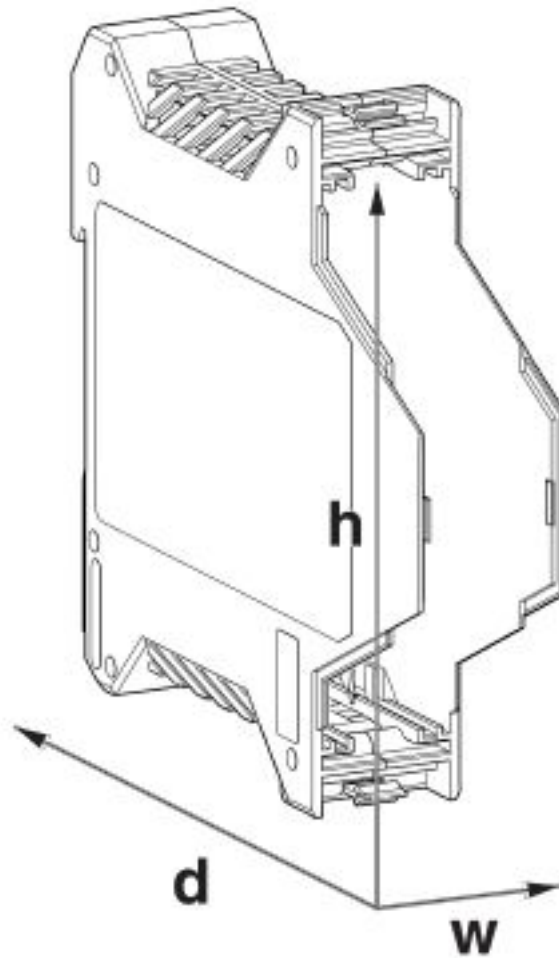
Environmental Product Compliance

| | |
|------------|---|
| China RoHS | Environmentally friendly use period: unlimited = EFUP-e |
| | No hazardous substances above threshold values |

Drawings

Mounting base housing - ME 22,5 UT/FE BUS/10 KMGY - 2854047

Dimensional drawing



Approvals

Approvals

Approvals


cUL Recognized / EAC / cULus Recognized


Ex Approvals


Approval details

Mounting base housing - ME 22,5 UT/FE BUS/10 KMGY - 2854047

Approvals

| | | | |
|--------------------|---|---|--------------|
| cUL Recognized |  | http://database.ul.com/cgi-bin/XYV/template/LISEXT/1FRAME/index.htm | FILE E 60425 |
| | B | D | |
| Nominal voltage UN | 300 V | 300 V | |
| Nominal current IN | 8 A | 8 A | |

| | | |
|-----|---|---------|
| EAC |  | B.01742 |
|-----|---|---------|

| | |
|------------------|---|
| cULus Recognized |  |
|------------------|---|

Phoenix Contact 2019 © - all rights reserved
<http://www.phoenixcontact.com>

PHOENIX CONTACT GmbH & Co. KG
Flachsmarktstr. 8
32825 Blomberg
Germany
Tel. +49 5235 300
Fax +49 5235 3 41200
<http://www.phoenixcontact.com>