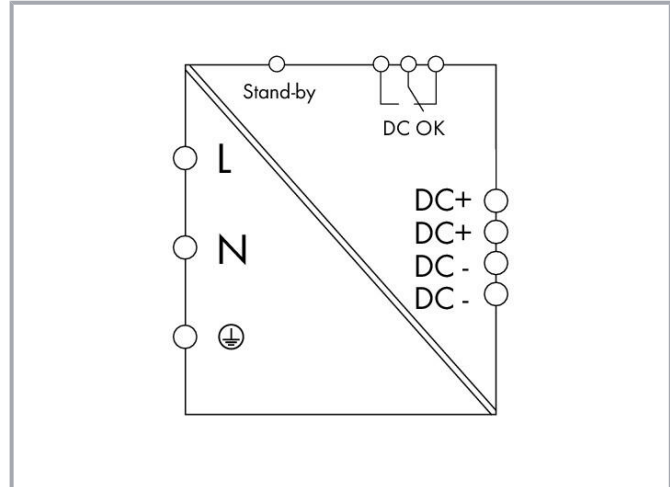


Data sheet | Item number: 787-819

Switched-mode power supply; Pro; 1-phase; 12 VDC output voltage; 6 A output current; TopBoost + PowerBoost; DC OK contact



www.wago.com/787-819



Item description

Features:

- Switched-mode power supply with PowerBoost and TopBoost
- Switch off the output and minimize power consumption via stand-by input
- Output monitoring via DC OK contact
- Suitable for both parallel and series operation

Subject to changes. Please also observe the further product documentation!

WAGO GmbH & Co. KG

Hansastr. 27

32423 Minden

Phone: +49571 887-0 | Fax: +49571 887-169

Email: info.de@wago.com | Web: www.wago.com

Do you have any questions about our products?

We are always happy to take your call at +49 (571) 887-44222.

- Natural convection cooling when horizontally mounted
- Encapsulated for use in control cabinets
- Electrically isolated output voltage (SELV) per UL 60950-1; PELV per EN 60204

Data

Technical data

Input

Phases	1
Nominal input voltage $U_{i\text{ nom}}$	1 x AC 100 ... 240 V
Input voltage range	1 x AC 85 ... 264 V; DC 120 ... 300 V
Input voltage derating	-5 %/V (< 95 VAC)
Nominal mains frequency range	50 ... 60 Hz; 0 Hz
Input current I_i	≤ 0.51 A (240 VAC; 6 ADC)
Inrush current	≤ 30 A (peak)
Power factor correction (PFC)	Passive
Mains failure hold-up time	≥ 70 ms (230 VAC)

Output

Nominal output voltage $U_{o\text{ nom}}$	DC 12 V (SELV)
Output voltage range	DC 11 ... 18 V (adjustable)
Nominal output current $I_{o\text{ nom}}$	6 A (12 VDC)
Nominal output power	72 W
Residual ripple	≤ 70 mV (peak-to-peak)
Current limitation	$1.1 \times I_{o\text{ nom}}$ (typ.)
Overload behavior	TopBoost/PowerBoost/Constant current mode
PowerBoost	DC 12 A (4 s); DC 9 A (8 s)
TopBoost	DC 21 A (25 ms)

Signaling and Communication

Signaling	1 x LED DC OK (green) 1 x Error LED (red) 1 x Stand-by input 1 x DC OK relay contact (changeover contact)
Operation status indicator	Green LED (DC OK) Red LED (error)

Subject to changes. Please also observe the further product documentation!



Efficiency/power losses

Power loss P_I	≤ 0.5 W (standby); ≤ 3 W (no load); ≤ 9.4 W (nominal load)
Efficiency (typ.)	83 %

Circuit protection

Internal fuse	T 2 A / 250 VAC
Backup fusing (required)	An external DC fuse is required for the DC input voltage.
Backup fusing (recommended)	Circuit breaker: 6 A, 10 A, 16 A; Tripping characteristic: B or C

Safety and protection

Isolation voltage (sec.-PE)	DC 0.7 kV
Protection class	I
Protection type	IP20; per EN 60529
Overvoltage category	II
Pollution degree	2
Transient suppression (primary)	Varistor
Short-circuit-protected	Yes
Open-circuit-proof	Yes
Parallel operation	Yes
Series operation	Yes
MTBF	> 500,000 h (per IEC 61709)

Connection data

Connection type 1	Input/Output
Connection technology	CAGE CLAMP®
WAGO connector	WAGO 231 Series
Solid conductor	0.08 ... 2.5 mm ² / 28 ... 12 AWG
Fine-stranded conductor	0.08 ... 2.5 mm ² / 28 ... 12 AWG
Strip length	8 ... 9 mm / 0.31 ... 0.35 inches
Connection type 2	Signaling
Connection technology 2	CAGE CLAMP®
WAGO connector 2	WAGO 733 Series
Solid conductor 2	0.08 ... 0.5 mm ² / 28 ... 20 AWG
Fine-stranded conductor 2	0.08 ... 0.5 mm ² / 28 ... 20 AWG
Strip length 2	5 ... 6 mm / 0.2 ... 0.24 inches

Subject to changes. Please also observe the further product documentation!



Physical data

Width	40 mm / 1.575 inches
Height	163 mm / 6.417 inches
Depth from upper-edge of DIN-rail	163 mm / 6.417 inches
Note (dimensions)	Height with connector

Mechanical Data

Mounting type	DIN-35 rail
---------------	-------------

Material Data

Weight	800 g
--------	-------

Environmental requirements

Ambient temperature (operation)	-25 ... +70 °C (Device starts at -40 °C (type-tested))
Ambient temperature (storage)	-25 ... +85 °C
Relative humidity	5 ... 96 % (no condensation permissible)
Derating	-3 %/K (> 50 °C)

Standards and specifications

Conformity marking	CE
Standards/specifications	EN 61010-1 EN 61010-2-201 EN 61204-3 EN 61558-2-16 UL 60950 UL 508

Commercial data

Product Group	6 (INTERFACE ELECTRONIC)
eCl@ss 10.0	27-04-07-01
eCl@ss 9.0	27-04-07-01
ETIM 8.0	EC002540
ETIM 7.0	EC002540
PU (SPU)	1 pcs
Packaging type	box
Country of origin	DE

Subject to changes. Please also observe the further product documentation!




GTIN	4050821226499
Customs tariff number	85044083900

Environmental Product Compliance


RoHS Compliance Status	Compliant, No Exemption
------------------------	-------------------------

Approvals / Certificates

General approvals

Logo	Approval	Additional Approval Text	Certificate name
	EAC Brjansker Zertifizierungsstelle	TP TC 004/2011, TP TC 020/2011	EAC RU C-DE.AM02.B.00089_19
	UL Underwriters Laboratories Inc.	UL 508	E255817
	UL Underwriters Laboratories Inc.	UL 60950-1	E255815



Declarations of conformity and manufacturer's declarations

Logo	Approval	Additional Approval Text	Certificate name
	EU-Declaration of Conformity WAGO GmbH & Co. KG	-	-

Optional accessories

Marking accessories

Marking strip

	Item no.: 2009-110 Marking strips; for Smart Printer; on reel; not stretchable; plain; snap-on type; white	www.wago.com/2009-110
	Item no.: 210-831 Marking strips; on reel; 2.3 mm wide; plain; Self-adhesive; white	www.wago.com/210-831

Subject to changes. Please also observe the further product documentation!



Item no.: 210-832
Marking strips; on reel; 3 mm wide; plain; Self-adhesive; white

www.wago.com/210-832

Tool

Operating tool



Item no.: 210-719
Operating tool; Blade: 2.5 x 0.4 mm; with a partially insulated shaft

www.wago.com/210-719



Item no.: 210-769
SCREWDRIVER; green

www.wago.com/210-769

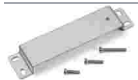


Item no.: 210-720
Operating tool; Blade: 3.5 x 0.5 mm; with a partially insulated shaft; multicoloured

www.wago.com/210-720

Mounting adapter

Wall-mount adapter



Item no.: 787-895
Mounting carrier; for screw fixing of 787-8xx devices on mounting plate or wall without DIN 35 rail

www.wago.com/787-895

DIN-rail adapter



Item no.: 787-897
Carrier rail adapter made of zinc die-cast; for mounting 787-8xx devices to a DIN 35 rail

www.wago.com/787-897



Item no.: 787-896
Carrier rail adapter; for mounting 787-8xx devices to a DIN 35 rail

www.wago.com/787-896

Downloads

Documentation

Bid Text

787-819 X81 - Datei	2019 Jul 4	xml 7.7 kB	Download
------------------------	------------	---------------	----------

787-819 docx - Datei	2019 Jul 4	docx 22.8 kB	Download
-------------------------	------------	-----------------	----------

Instruction Leaflet

Primär getaktete Stromversorgungen PRO DC 12 V, 6 A		pdf 253.1 kB	Download
--	--	-----------------	----------

Subject to changes. Please also observe the further product documentation!



Additional Information

Disposal and Recycling	V 1.1.0	pdf	Download
Electrical and electronic equipment, Batteries, Packaging	2022 Aug 18	2.2 MB	

Engineering-Software

Configuration and Commissioning Software

WAGO Line Length Calculation	1.3.5	exe	Download
Die WAGO Leitungslaengenrechnung hilft bei der Planung der sekundärseitigen Absicherung von Leitungen an WAGO Stromversorgungen Pro (787-8xx) und Classic (787-16xx). Nach Auswahl eines Netzgerätes kann der gewünschte Leitungsquerschnitt und der zugehörige Leitungsschutzschalter ausgewählt werden. Das Software-Werkzeug berechnet dann die maximale Leitungslänge, bei der die Absicherung unter Berücksichtigung der Leitungs- und Übergangswiderstände ordnungsgemäß funktioniert. Die Auswahl einer Grundlast kann vom Anwender vorgenommen werden.	2019 Dec 9	337.4 kB	

CAD/CAE-Data

CAE data

EPLAN Data Portal 787-819	URL	Download
WSCAD Universe 787-819	URL	Download

Environmental Product Compliance

Compliance Search

Environmental Product Compliance 787-819	URL	Download
Switched-mode power supply; Pro; 1-phase; 12 VDC output voltage; 6 A output current; TopBoost + PowerBoost; DC OK contact		

Installation Notes

Subject to changes. Please also observe the further product documentation!



Product family

EPSITRON PRO Power

EPSITRON® PRO POWER: Professional and Efficient Power Supply with Extra Power

[Show all products from the family](#)

Subject to changes. Please also observe the further product documentation!