



Data sheet | Item number: 883-7001

2-conductor through terminal block; 70 mm²; with screw-type connection;
70,00 mm²; gray

www.wago.com/883-7001



Data

Electrical data

Ratings per IEC/EN

Ratings per	IEC/EN 60947-7-1
Nominal voltage (III/3)	1000 V
Rated impulse voltage (III/3)	8 kV
Rated current	192 A
Current at conductor cross-section (max.) mm ²	232 A
Legend (ratings)	(III / 3) ≙ Overvoltage category III / Pollution degree 3

Subject to changes. Please also observe the further product documentation!

WAGO GmbH & Co. KG
Hansastr. 27
32423 Minden
Phone: +49571 887-0 | Fax: +49571 887-169
Email: info.de@wago.com | Web: www.wago.com

Do you have any questions about our products?
We are always happy to take your call at +49 (571) 887-44222.



Ratings per UL 1059

Approvals per	UL 1059
Rated voltage UL (Use Group B)	600 V
Rated current UL (Use Group B)	205 A
Rated voltage UL (Use Group C)	600 V
Rated current UL (Use Group C)	205 A
Rated voltage UL (Use Group D)	600 V
Rated current UL (Use Group D)	205 A

Ratings per CSA

Approvals per	CSA 22.2 No 158
Rated voltage CSA (Use Group B)	600 V
Rated current CSA (Use Group B)	205 A
Rated voltage CSA (Use Group C)	600 V
Rated current CSA (Use Group C)	205 A
Rated voltage CSA (Use Group D)	600 V
Rated current CSA (Use Group D)	205 A

Power loss

Power loss, per pole (potential)	6.267 W
Rated current I_N for specified power loss	192 A
Resistance value for specified, current-dependent power loss	0 Ω

Connection data

Connection points	2
Total number of potentials	1
Number of levels	1
Number of jumper slots	1

Connection 1

Connection technology	Screw connection
Actuation type	T-wrench; 6 mm
Connectable conductor materials	Copper Aluminum
Connectable conductor materials (note)	

Subject to changes. Please also observe the further product documentation!



Terminating Aluminum Conductors

Both restrictions and application notes must be observed when terminating aluminum conductors. These instructions can be found in the WAGO Webshop under "Downloads – Documentation – Additional Information: Terminating Aluminum Conductors."

Nominal cross-section	70 mm ²
Solid conductor	10 ... 95 mm ² / 8 ... 3/0 AWG
Stranded conductor	10 ... 95 mm ² / 8 ... 3/0 AWG
Fine-stranded conductor	10 ... 70 mm ² / 8 ... 2/0 AWG
Fine-stranded conductor; with insulated ferrule	10 ... 70 mm ² / 8 ... 2/0 AWG
Strip length	22 mm / 0.87 inches
Wiring direction	Side-entry wiring
Screw thread	M8

Physical data

Width	20.5 mm / 0.807 inches
Height	76.5 mm / 3.012 inches
Depth from upper-edge of DIN-rail	84 mm / 3.307 inches

Mechanical Data

Tightening torque	6 ... 12 Nm
Mounting type	DIN-rail 35 x 7.5
Marking level	Side marking

Material Data

Note (material data)	Information on material specifications can be found here
Color	gray
Insulation material	Polyamide (PA66)
Flammability class per UL94	V0
Weight	141 g

Environmental requirements

Continuous operating temperature	-35 ... +105 °C
----------------------------------	-----------------

Subject to changes. Please also observe the further product documentation!

WAGO GmbH & Co. KG
 Hansastr. 27
 32423 Minden
 Phone: +49571 887-0 | Fax: +49571 887-169
 Email: info.de@wago.com | Web: www.wago.com

Do you have any questions about our products?
 We are always happy to take your call at +49 (571) 887-44222.

Commercial data








ETIM 8.0	EC000897
ETIM 7.0	EC000897
PU (SPU)	10 pcs
Packaging type	box
Country of origin	DE
GTIN	4055143940757
Customs tariff number	85369010000

Environmental Product Compliance

RoHS Compliance Status	Compliant, No Exemption
------------------------	-------------------------

Optional accessories

Marking accessories

Marker		
	Item no.: 2009-115/000-002 WMB-Inline; for Smart Printer; 1500 pieces on roll; stretchable 5 - 5.2 mm; plain; snap-on type; yellow	www.wago.com/2009-115/000-002
	Item no.: 2009-115/000-007 WMB-Inline; for Smart Printer; 1500 pieces on roll; stretchable 5 - 5.2 mm; plain; snap-on type; gray	www.wago.com/2009-115/000-007
	Item no.: 2009-115/000-017 WMB-Inline; for Smart Printer; 1500 pieces on roll; stretchable 5 - 5.2 mm; plain; snap-on type; light green	www.wago.com/2009-115/000-017
	Item no.: 2009-115/000-023 WMB-Inline; for Smart Printer; 1500 pieces on roll; stretchable 5 - 5.2 mm; plain; snap-on type; green	www.wago.com/2009-115/000-023
	Item no.: 2009-115/000-024 WMB-Inline; for Smart Printer; 1500 pieces on roll; stretchable 5 - 5.2 mm; plain; snap-on type; violet	www.wago.com/2009-115/000-024
	Item no.: 2009-115 WMB-Inline; for Smart Printer; 1500 pieces on roll; stretchable 5 - 5.2 mm; plain; snap-on type; white	www.wago.com/2009-115
	Item no.: 793-5501/000-007 WMB marking card; as card; for terminal block width 5 - 17.5 mm; stretchable 5 - 5.2 mm; plain; snap-on type; gray	www.wago.com/793-5501/000-007

Subject to changes. Please also observe the further product documentation!



Item no.: 793-5501/000-012

WMB marking card; as card; for terminal block width 5 - 17.5 mm; stretchable 5 - 5.2 mm; plain; snap-on type; orange

www.wago.com/793-5501/000-012



Item no.: 793-5501/000-014

WMB marking card; as card; for terminal block width 5 - 17.5 mm; stretchable 5 - 5.2 mm; plain; snap-on type; brown

www.wago.com/793-5501/000-014



Item no.: 793-5501/000-017

WMB marking card; as card; for terminal block width 5 - 17.5 mm; stretchable 5 - 5.2 mm; plain; snap-on type; light green

www.wago.com/793-5501/000-017



Item no.: 793-5501/000-023

WMB marking card; as card; for terminal block width 5 - 17.5 mm; stretchable 5 - 5.2 mm; plain; snap-on type; green

www.wago.com/793-5501/000-023



Item no.: 793-5501/000-024

WMB marking card; as card; for terminal block width 5 - 17.5 mm; stretchable 5 - 5.2 mm; plain; snap-on type; violet

www.wago.com/793-5501/000-024



Item no.: 793-501/000-002

WMB marking card; as card; not stretchable; plain; snap-on type; yellow

www.wago.com/793-501/000-002



Item no.: 793-501/000-007

WMB marking card; as card; not stretchable; plain; snap-on type; gray

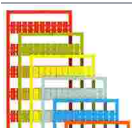
www.wago.com/793-501/000-007



Item no.: 793-501/000-017

WMB marking card; as card; not stretchable; plain; snap-on type; light green

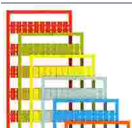
www.wago.com/793-501/000-017



Item no.: 793-501/000-012

WMB marking card; as card; not stretchable; plain; snap-on type; orange

www.wago.com/793-501/000-012



Item no.: 793-501/000-023

WMB marking card; as card; not stretchable; plain; snap-on type; green

www.wago.com/793-501/000-023

Subject to changes. Please also observe the further product documentation!

WAGO GmbH & Co. KG

Hansastr. 27

32423 Minden

Phone: +49571 887-0 | Fax: +49571 887-169

Email: info.de@wago.com | Web: www.wago.com

Do you have any questions about our products?

We are always happy to take your call at +49 (571) 887-44222.



Item no.: 793-501/000-006
WMB marking card; as card; not stretchable; plain; snap-on type; blue

www.wago.com/793-501/000-006



Item no.: 793-501/000-005
WMB marking card; as card; not stretchable; plain; snap-on type; red

www.wago.com/793-501/000-005



Item no.: 793-501
WMB marking card; as card; not stretchable; plain; snap-on type; white

www.wago.com/793-501



Item no.: 793-501/000-024
WMB marking card; as card; not stretchable; plain; snap-on type; violet

www.wago.com/793-501/000-024



Item no.: 793-5501/000-005
WMB marking card; as card; for terminal block width 5 - 17.5 mm; stretchable 5 - 5.2 mm; plain; snap-on type; red

www.wago.com/793-5501/000-005



Item no.: 793-5501/000-002
WMB marking card; as card; for terminal block width 5 - 17.5 mm; stretchable 5 - 5.2 mm; plain; snap-on type; yellow

www.wago.com/793-5501/000-002



Item no.: 793-5501/000-006
WMB marking card; as card; for terminal block width 5 - 17.5 mm; stretchable 5 - 5.2 mm; plain; snap-on type; blue

www.wago.com/793-5501/000-006



Item no.: 793-5501
WMB marking card; as card; for terminal block width 5 - 17.5 mm; stretchable 5 - 5.2 mm; plain; snap-on type; white

www.wago.com/793-5501



Item no.: 2009-115/000-012
WMB-Inline; for Smart Printer; 1500 pieces on roll; stretchable 5 - 5.2 mm; plain; snap-on type; orange

www.wago.com/2009-115/000-012



Item no.: 2009-115/000-006
WMB-Inline; for Smart Printer; 1500 pieces on roll; stretchable 5 - 5.2 mm; plain; snap-on type; blue

www.wago.com/2009-115/000-006



Item no.: 2009-115/000-005
WMB-Inline; for Smart Printer; 1500 pieces on roll; stretchable 5 - 5.2 mm; plain; snap-on type; red

www.wago.com/2009-115/000-005

Connector

Insertion plate

Subject to changes. Please also observe the further product documentation!

WAGO GmbH & Co. KG

Hansastr. 27

32423 Minden

Phone: +49571 887-0 | Fax: +49571 887-169

Email: info.de@wago.com | Web: www.wago.com

Do you have any questions about our products?

We are always happy to take your call at +49 (571) 887-44222.



Item no.: 883-7099
Insertion plate for flat cables; for 883 Series; 70 mm²; silver-colored

www.wago.com/883-7099

Jumpers

Jumper



Item no.: 883-7042
Jumper; 2-way; unplated; silver-colored

www.wago.com/883-7042



Item no.: 883-7043
Jumper; 3-way; unplated; silver-colored

www.wago.com/883-7043



Item no.: 883-7044
Jumper; 4-way; unplated; silver-colored

www.wago.com/883-7044

Carrier rail

Mounting accessories



Item no.: 210-197
Steel carrier rail; 35 x 15 mm; 1.5 mm thick; 2 m long; slotted; similar to EN 60715; silver-colored

www.wago.com/210-197



Item no.: 210-198
Copper carrier rail; 35 x 15 mm; 2.3 mm thick; 2 m long; unslotted; according to EN 60715; copper-colored

www.wago.com/210-198



Item no.: 210-504
Steel carrier rail; 35 x 7.5 mm; 1 mm thick; 2 m long; slotted; galvanized; according to EN 60715; silver-colored

www.wago.com/210-504



Item no.: 210-505
Steel carrier rail; 35 x 7.5 mm; 1 mm thick; 2 m long; unslotted; galvanized; according to EN 60715; silver-colored

www.wago.com/210-505



Item no.: 210-506
Steel carrier rail; 35 x 15 mm; 1.5 mm thick; 2 m long; unslotted; galvanized; similar to EN 60715; silver-colored

www.wago.com/210-506




Item no.: 210-508
Steel carrier rail; 35 x 15 mm; 1.5 mm thick; 2 m long; slotted; galvanized; similar to EN 60715; silver-colored

www.wago.com/210-508



Item no.: 210-113
Steel carrier rail; 35 x 7.5 mm; 1 mm thick; 2 m long; unslotted; according to EN 60715; silver-colored

www.wago.com/210-113



Item no.: 210-118
Steel carrier rail; 35 x 15 mm; 2.3 mm thick; 2 m long; unslotted; according to EN 60715; silver-colored

www.wago.com/210-118



Item no.: 210-112
Steel carrier rail; 35 x 7.5 mm; 1 mm thick; 2 m long; slotted; according to EN 60715; "Hole width 25 mm; silver-colored

www.wago.com/210-112



Item no.: 210-114
Steel carrier rail; 35 x 15 mm; 1.5 mm thick; 2 m long; unslotted; similar to EN 60715; silver-colored

www.wago.com/210-114

Subject to changes. Please also observe the further product documentation!



Item no.: 210-115

Steel carrier rail; 35 x 7.5 mm; 1 mm thick; 2 m long; slotted; according to EN 60715; "Hole width 18 mm; www.wago.com/210-115
silver-colored

Mounting

Mounting accessories



Item no.: 249-117

Screwless end stop; 10 mm wide; for DIN-rail 35 x 15 and 35 x 7.5; gray

www.wago.com/249-117



Item no.: 249-197

Screwless end stop; 14 mm wide; for DIN-rail 35 x 15 and 35 x 7.5; gray

www.wago.com/249-197

Voltage tap

Power tap



Item no.: 883-7030

Power tap; 10,00 mm²; beige

www.wago.com/883-7030

Protective warning marker

Cover



Item no.: 883-7086

Protective warning marker; with high-voltage symbol; yellow

www.wago.com/883-7086



Item no.: 883-7088

Protective warning marker; with high-voltage symbol; white

www.wago.com/883-7088

Tool

Operating tool



Item no.: 855-8000

Allen wrench; with a partially insulated shaft

www.wago.com/855-8000

Downloads

Documentation

Bid Text

883-7001	xml	Download
X81 - Datei	5.8 kB	

883-7001	docx	Download
docx - Datei	14.8 kB	

Additional Information

Technical Section	pdf	Download
-------------------	-----	----------

Subject to changes. Please also observe the further product documentation!



Technical explanations	2.2 MB	
Aluminum Conductors	pdf	Download
Terminating Aluminum Conductors	85.1 kB	

CAD/CAE-Data

CAE data

ZUKEN Portal 883-7001	URL	Download
-----------------------	-----	----------

CAD data

2D/3D Models 883-7001	URL	Download
-----------------------	-----	----------

Environmental Product Compliance

Compliance Search

Environmental Product Compliance 883-7001 2-conductor through terminal block; 70 mm ² ; with screw-type connection; 70,00 mm ² ; gray	URL	Download
--	-----	----------

Installation Notes

Installation

Subject to changes. Please also observe the further product documentation!




Mounting and Removing Through Terminal Blocks

Mounting is performed by simply snapping the terminal block onto the DIN-rail. The pins in the housing increase mechanical stability in the terminal block assembly when the rail-mount terminal blocks are pushed together.

Removal is performed by pushing back one of the locking elements on both sides and simultaneously tilting it off the DIN-rail.

Conductor termination




Conductor Termination and Clamping Point Actuation

The stripped conductor is inserted into the clamping unit until it hits the backstop. By turning the screw to the right with a 6 mm T-wrench, the conductor is indirectly pressed against the current bar via the clamping bracket.


Commoning

Subject to changes. Please also observe the further product documentation!



Commoning

Step 1: Remove the inner partitions at the defined break points.



Commoning

Step 2: Insert the jumper into the jumper slot and tighten the screws with a slotted screwdriver. The jumpers are designed for the rated current of the screw terminal block.




Insertion Plate

To connect flat cables, the insertion plates are mounted into the clamping bracket to compensate for the V-shaped geometry and provide a secure conductor connection.

Power tap

Subject to changes. Please also observe the further product documentation!



Power Tap

The power tap is inserted into the slot above the conductor entry and pressed indirectly against the current bar via the clamping bracket when the clamping point is actuated.

Cover



Protective Warning Marker

The warning covers marked with a lightning arrow (high voltage) are snapped onto the screw terminal block from above and close the actuation slot. This safeguard prevents actuation of the clamping point under voltage and guarantees protection against accidental contact.

Testing

Subject to changes. Please also observe the further product documentation!



Testing

Voltage measurements can be performed via the screw heads in the actuation slot (e.g., via 2-pole 206-707 Voltage Tester).

Marking



Marking

The 2009-198 Marker Carrier allows marking strips to be used.



Marking

The screw terminal blocks can be labeled quickly and easily with the WMB Inline marking system. The markers are inserted into the receptacles provided for this purpose.

Subject to changes. Please also observe the further product documentation!