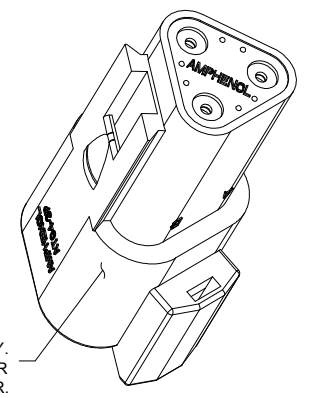
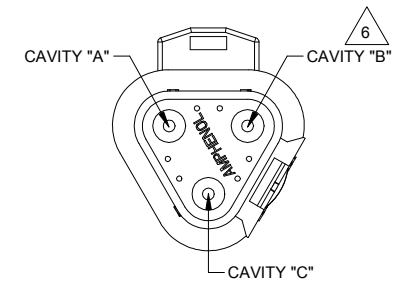
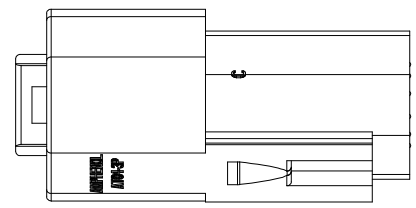
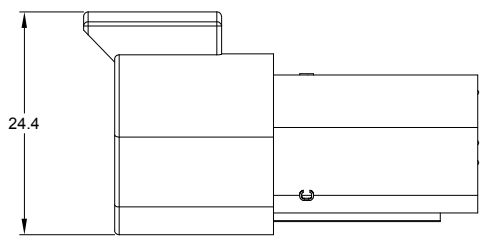
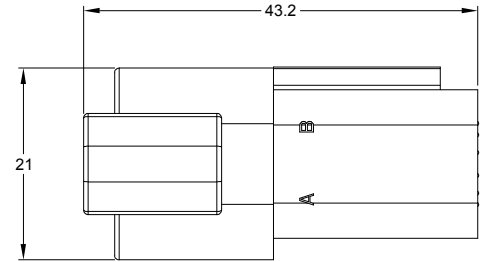
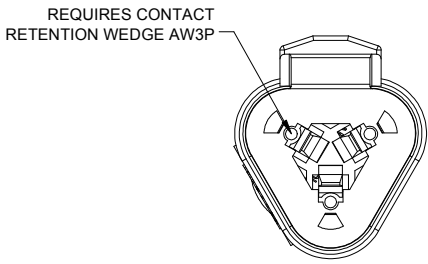


REVISIONS					
REV	ECO	DESCRIPTION	DATE	BY	APPR
A3	-	RELEASE NEW DWG FORMAT	26DEC13	JARRY	TOMMY
A4	-	ADD COLOR OPTION	23NOV20	LOUIE	TOMMY



STANDARD MOLDED COLOR IS GREY.
ADDITIONAL COLORS SHOWN IN PART NUMBER CHART ARE AVAILABLE VIA SPECIAL ORDER.



NOTES: UNLESS OTHERWISE SPECIFIED

- MATERIAL:
HOUSING: THERMOPLASTIC
SEAL: SILICONE RUBBER
- MODIFICATIONS: N/A
- SPECIFICATIONS:
 - CURRENT RATING: 13 AMPS
 - OPERATING TEMPERATURE: -55°C TO +125°C
 - DIELECTRIC WITHSTANDING VOLTAGE: LESS THAN 2 MILLIAMPS CURRENT LEAKAGE @ 1500 VOLTS AC.
 - INSULATION RESISTANCE: 1000 MEGOHMS MIN @ 25°C.
 - MOISTURE RESISTANCE:
IP68(1M OF WATER FOR A PERIOD OF 24 HOURS, MATED CONDITION)
IP69K(MATED CONDITION)
 - MATING CYCLE DURABILITY: 100 CYCLES
 - ROHS COMPLIANT
- MATING PART: AT06-3S* RECEPTACLE
(* = MODIFICATIONS AND COLORS)
- ALL DIMENSIONS ARE FOR REFERENCE USE ONLY.

6 CONTACT SIZE AND REAR SEAL WIRE RANGE:

CONTACT SIZE	MIN. INSUL O.D.	MAX. INSUL O.D.	TYPICAL WIRE RANGE
16	2.24 mm (.088 in)	3.68 mm (.145 in)	14 - 20 AWG (2.0-0.5mm ²)

PART NUMBER CHART	
COLOR	PART NUMBER
GREY	AT04-3P
BLACK	AT04-3P-BLK
BLUE	AT04-3P-BLU
BROWN	AT04-3P-BRN
GREEN	AT04-3P-GRN
RED	AT04-3P-RED
WHITE	AT04-3P-WHT
YELLOW	AT04-3P-YEL
ORANGE	AT04-3P-ORG

SEE PART NUMBER CHART		REF: DT04-3P, DT04-3P-P004, DT04-3P-E004			
PART NUMBER		DESCRIPTION		ITEM	
QUANTITY		MATERIALS LIST			
UNLESS OTHERWISE SPECIFIED 1) All dimensions are in metric(mm). 2) Tolerances are as follows: 1 PL DEC ±0.30 2 PL DEC ±0.15 3 PL DEC ±0.08 3) Note reference =		SIGNATURES		DATE	
DRAWN: LOUIE		23NOV20			
CHECKED: ORION		24NOV20			
ENGINEER:					
APPROVAL: TOMMY		25NOV20			
CUSTOMER:					
MATERIAL SPECIFICATIONS:					
PROCESS SPECIFICATIONS:					
NEXT ASSY:					
		THIS DRAWING IS SUPPLIED FOR INFORMATION ONLY. DESIGN FEATURES, SPECIFICATIONS AND PERFORMANCE DATA SHOWN HEREON ARE THE PROPERTY OF THE AMPHENOL CORPORATION. NO RIGHTS OF REPRODUCTION ARE IMPLIED. ALL DIMENSIONS ARE SUBJECT TO NORMAL MANUFACTURING VARIATIONS.			
		SIZE B C-		DWG NO: AT04-3P-XXX	
		SCALE: NONE		REVISION A4	
		SHEET 1		OF 1	

TITLE: RECEPTACLE, 3 PIN, AT SERIES
DWG NO: AT04-3P-XXX
REV: A4
SH: 1
OF: 1