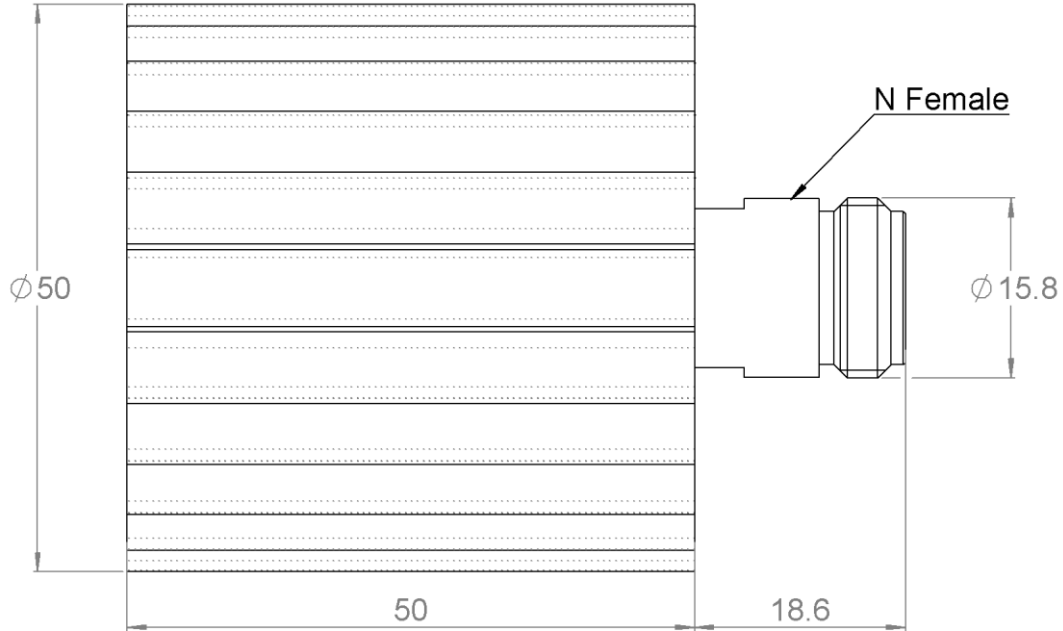
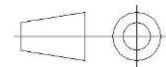


PAGE 1/2	ISSUE <b>06-11-19B</b>	SERIES <b>TERMINATION</b>	PART NUMBER <b>R404751000</b>
----------	------------------------	------------------------------	-------------------------------



All dimensions are in mm. Tolerances according ISO 2768 m-H



COMPONENTS	MATERIALS	PLATING (µm)
Body	<b>BRASS</b>	<b>BBR2</b>
Center contact	<b>BERYLLIUM COPPER</b>	<b>GOLD 0.5 OVER NICKEL PHOSPHORUS 2</b>
Outer contact		
Insulator	<b>PTFE</b>	
Gasket		
Substrate	<b>ALUMINIUM NITRIDE</b>	
Resistor	<b>THICK FILM</b>	
Others parts	<b>ALUMINIUM</b>	<b>BLACK ANODIZATION</b>

PAGE 2/2	ISSUE <b>06-11-19B</b>	SERIES <b>TERMINATION</b>	PART NUMBER <b>R404751000</b>
----------	------------------------	------------------------------	-------------------------------

**ELECTRICAL CHARACTERISTICS**

Frequency (GHz)	<b>DC - 3</b>	<b>3 - 6</b>
V.S.W.R (≤)	<b>1.20</b>	<b>1.40</b>

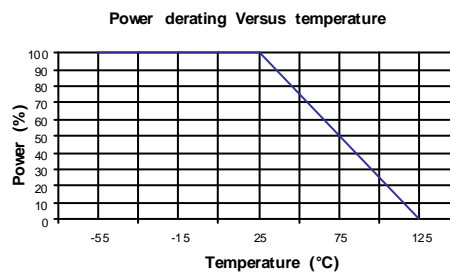
Operating Frequency Range	<b>DC - 6</b>	GHz
Impedance	<b>50</b>	Ω
DC Resistance	<b>50</b>	Ω ± 5%
Peak power at 25°C (1μs, 1%)	<b>2000</b>	W
Average power at 25°C	<b>30</b>	W (Free Air Cooled)
		W (Conduction Cooled)

**MECHANICAL CHARACTERISTICS**

Connectors	<b>N</b>	<b>Female</b>	<b>MIL C39012</b>
Weight	<b>192,2100</b> g		

**ENVIRONMENTAL CHARACTERISTICS**

Operating temperature range	<b>-55/+125</b>	°C
Storage temperature range	<b>-55/+125</b>	°C



**SPECIFICATION**

**OTHER CHARACTERISTICS**

**MOUNTED WITH VERTICAL COOLING FINS AND NATURAL CONVECTION**