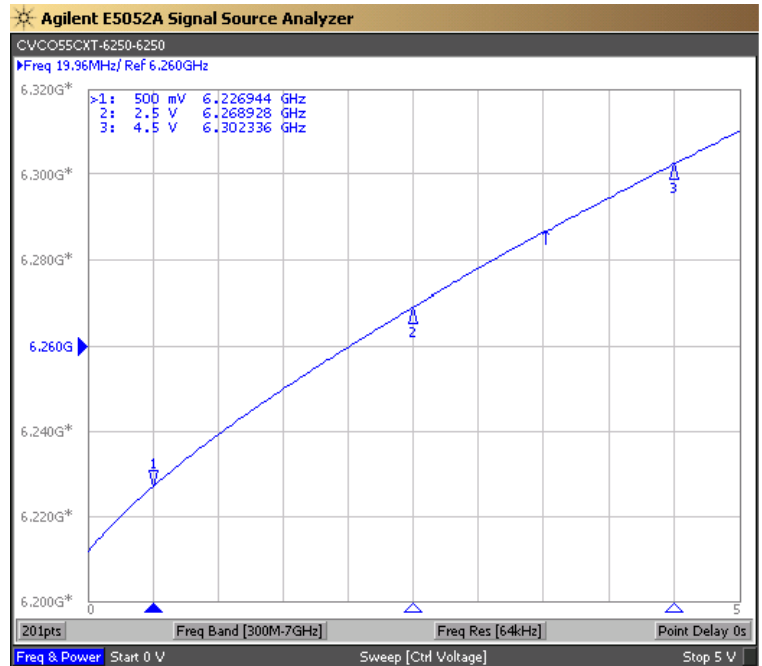
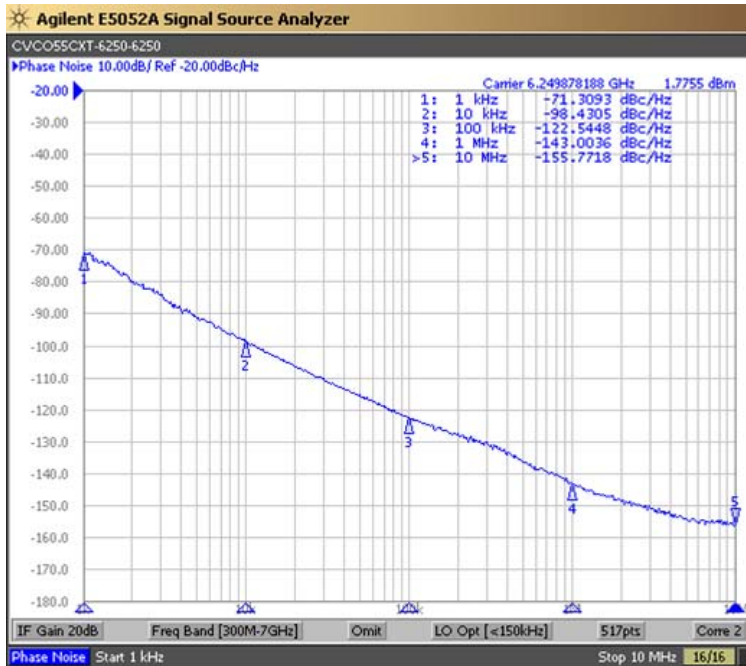


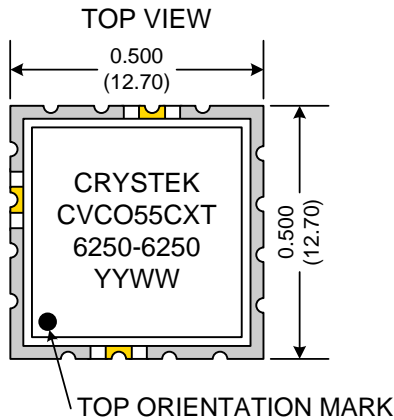
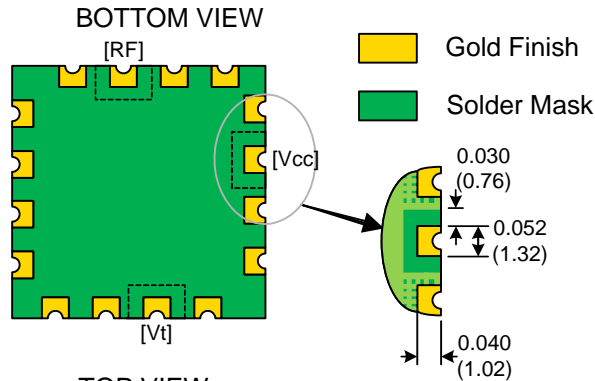


PERFORMANCE SPECIFICATION	MIN	TYP	MAX	UNITS
Lower Frequency:			6250	MHz
Upper Frequency:	6250			MHz
Tuning Voltage:	0.5		4.5	VDC
Supply Voltage:	7.6	8.0	8.4	VDC
Output Power:	+1.0	+4.0	+7.0	dBm
Supply Current:		25	35	mA
Harmonic, F \times (0.5):		-25	-20	dBc
Harmonic, F \times (1.5):		-35	-30	dBc
Harmonic, F \times (2.0):		-30	-25	dBc
Pushing:		1.5	3.0	MHz/V
Pulling, all Phases:		0.5	1.0	MHz pk-pk
Tuning Sensitivity:		20		MHz/V
Phase Noise @ 10kHz offset:		-93		dBc/Hz
Phase Noise @ 100kHz offset:		-119		dBc/Hz
Load Impedance:		50		Ω
Input Capacitance:			22	pF
Operating Temperature Range:	-40		+85	$^{\circ}$ C
Storage Temperature Range:	-45		+90	$^{\circ}$ C

Phase Noise (1 Hz BW, Typical)

Tuning Curve (Typical)





Pad	Connection
2	Vt
10	RF-OUTPUT
14	Vcc
Others	GROUND

- Unless otherwise specified, Dimensions are in: $\frac{IN}{(mm)}$
- Pad Location Dimensions are in: Inches

TAPE AND REEL



Drawing not to scale

Product Control:

Crystek Part Number:	CVCO55CXT-6250-6250	Release Date:	15-Nov-12
Revision Level:	D	Responsible:	C. Vales

Specification is subject to change without notice

Page 2 of 2