

Surge protection device - PT-IQ-2X1+F-24DC-PT - 2801248

Please be informed that the data shown in this PDF Document is generated from our Online Catalog. Please find the complete data in the user's documentation. Our General Terms of Use for Downloads are valid (<http://phoenixcontact.com/download>)



Surge protection, consisting of protective plug and base element, with integrated multi-stage status indicator on the module for two signal wires with common reference potential. Indirect grounding via gas-filled surge arrester.



Key Commercial Data

Packing unit	1 pc
GTIN	
GTIN	4046356766319

Technical data

Dimensions

Height	109.3 mm
Width	17.7 mm
Depth	77.5 mm (incl. DIN rail 7.5 mm)
Horizontal pitch	1 Div.

Ambient conditions

Ambient temperature (operation)	-40 °C ... 70 °C
Ambient temperature (storage/transport)	-40 °C ... 85 °C
Altitude	≤ 4000 m (amsl (above mean sea level))
Degree of protection	IP20

General

Housing material	PA 6.6
Flammability rating according to UL 94	V-0
Color	jet black RAL 9005
Mounting type	DIN rail: 35 mm
Type	DIN rail module, two-section, divisible

Surge protection device - PT-IQ-2X1+F-24DC-PT - 2801248

Technical data

General

Direction of action	Line-Line & Line-Signal Ground/Shield & optional Signal Ground/Shield-Earth Ground
---------------------	--

Additional descriptions

Note	Remote signaling as well as the power supply of the DIN rail connector are established by snapping the module into place on the DIN rail connector.
------	---

Protective circuit

IEC test classification	C1
	C2
	C3
	D1
Nominal voltage U_N	24 V DC
Maximum continuous voltage U_C	30 V DC
	21 V AC
Rated current	1000 mA (40 °C)
Operating effective current I_C at U_C	≤ 1 mA (per path)
Residual current I_{PE}	≤ 1 μ A
Nominal discharge current I_n (8/20) μ s (line-earth)	10 kA
Nominal discharge current I_n (8/20) μ s (line-signal ground)	10 kA
Pulse discharge current I_{imp} (10/350) μ s (line-earth)	2.5 kA
Total discharge current I_{total} (8/20) μ s	20 kA
Voltage protection level U_p (line-earth)	≤ 800 V (C1 - 1 kV/500 A)
	≤ 950 V (C2 - 10 kV / 5 kA)
	≤ 780 V (C3 - 25 A)
	≤ 950 V (C3 - 50 A)
Voltage protection level U_p (line-signalground)	≤ 75 V (C1 - 1 kV/500 A)
	≤ 135 V (C2 - 10 kV / 5 kA)
	≤ 55 V (C3 - 25 A)
	≤ 60 V (C3 - 50 A)
Voltage protection level U_p static (line-earth)	≤ 90 V (C3 - 25 A)
	≤ 90 V (C3 - 50 A)
Response time t_A (line-signalground)	≤ 1 ns
Response time t_A (line-earth)	≤ 100 ns
Input attenuation aE, asym.	typ. 0.3 dB (≤ 300 kHz / 150 Ω)
Cut-off frequency f_g (3 dB), asym. (GND) in 150 Ohm system	typ. 1.1 MHz
Capacity (line-signalground)	typ. 2 nF
Resistance in series	1.2 Ω ± 5 %
Surge protection fault message	Optical, multi-stage
Max. required back-up fuse	1 A (FF)
Impulse durability (line-earth)	C1 - 1 kV / 500 A

Surge protection device - PT-IQ-2X1+F-24DC-PT - 2801248

Technical data

Protective circuit

	C2 - 10 kV / 5 kA
	C2 - 10 kA
	C3 - 50 A
	D1 - 2.5 kA
Impulse durability (line-signalground)	C1 - 1 kV/500 A
	C2 - 10 kV/5 kA
	C2 - 10 kA
	C3 - 50 A
	D1 - 2,5 kA
Pulse reset time (line-earth)	≤ 30 ms
Pulse reset time (line-signalground)	≤ 350 ms

Connection data

Connection method	Push-in connection
Stripping length	10 mm
Conductor cross section flexible	0.2 mm ² ... 2.5 mm ²
Conductor cross section solid	0.2 mm ² ... 4 mm ²
Conductor cross section AWG	24 ... 12

Connection, equipotential bonding

Connection method	DIN rail NS35
-------------------	---------------

Remote indication contact

Switching function	via DIN rail connector
--------------------	------------------------

Standards and Regulations

Standards/specifications	IEC 61643-21 2000 + A1:2008 + A2:2012
	EN 61643-21 2001 + A1:2009 + A2:2013
	EN 61000-6-3 2007 + A1:2011
	EN 61000-6-2 2005

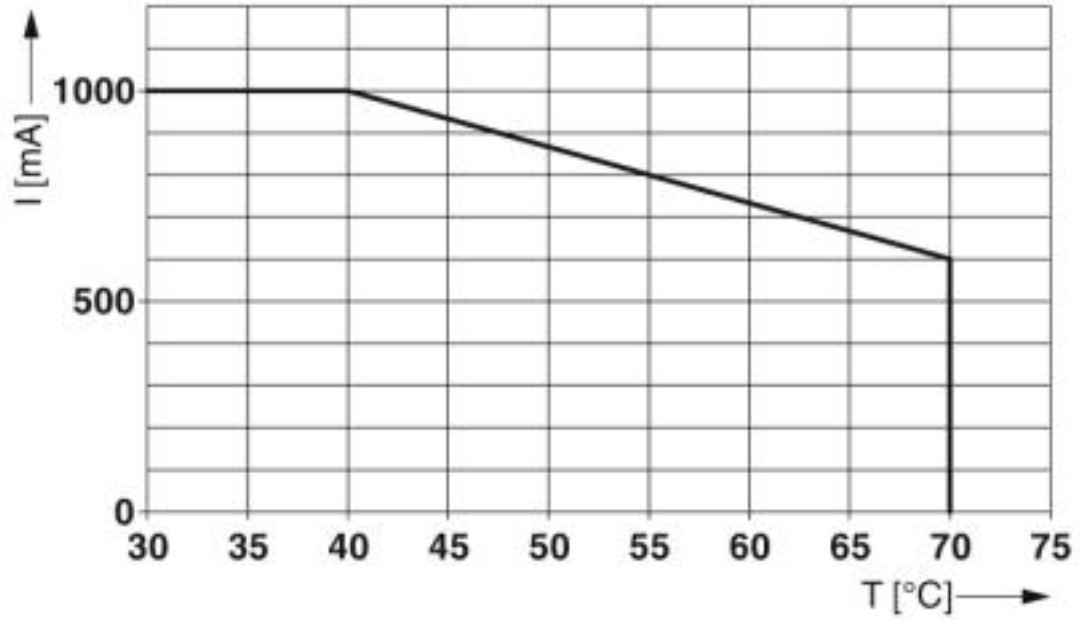
Environmental Product Compliance

REACH SVHC	Lead 7439-92-1
China RoHS	Environmentally Friendly Use Period = 50
	For details about hazardous substances go to tab "Downloads", Category "Manufacturer's declaration"

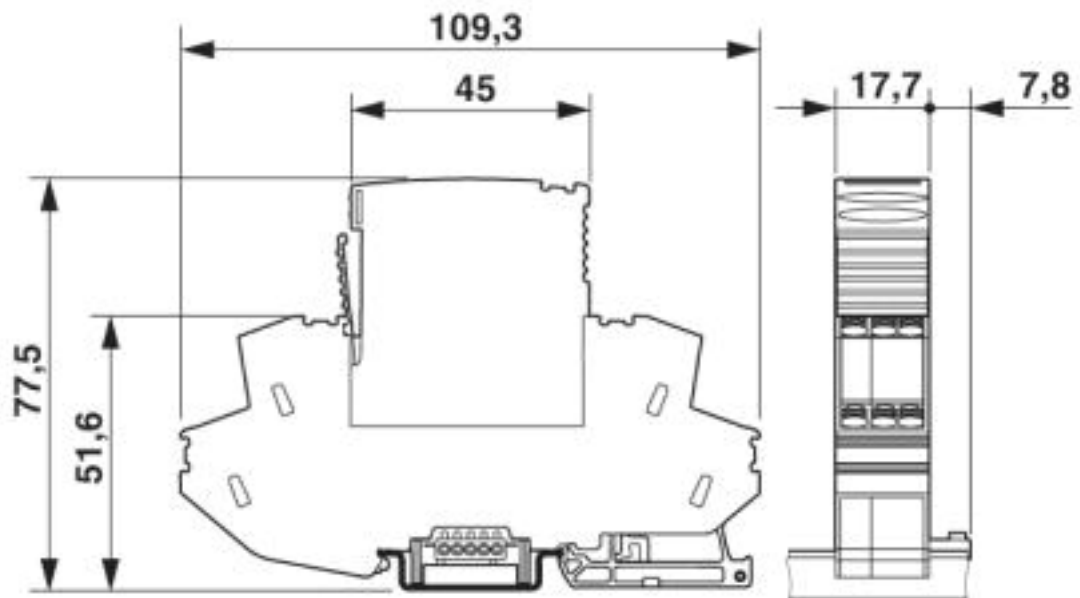
Drawings

Surge protection device - PT-IQ-2X1+F-24DC-PT - 2801248

Diagram

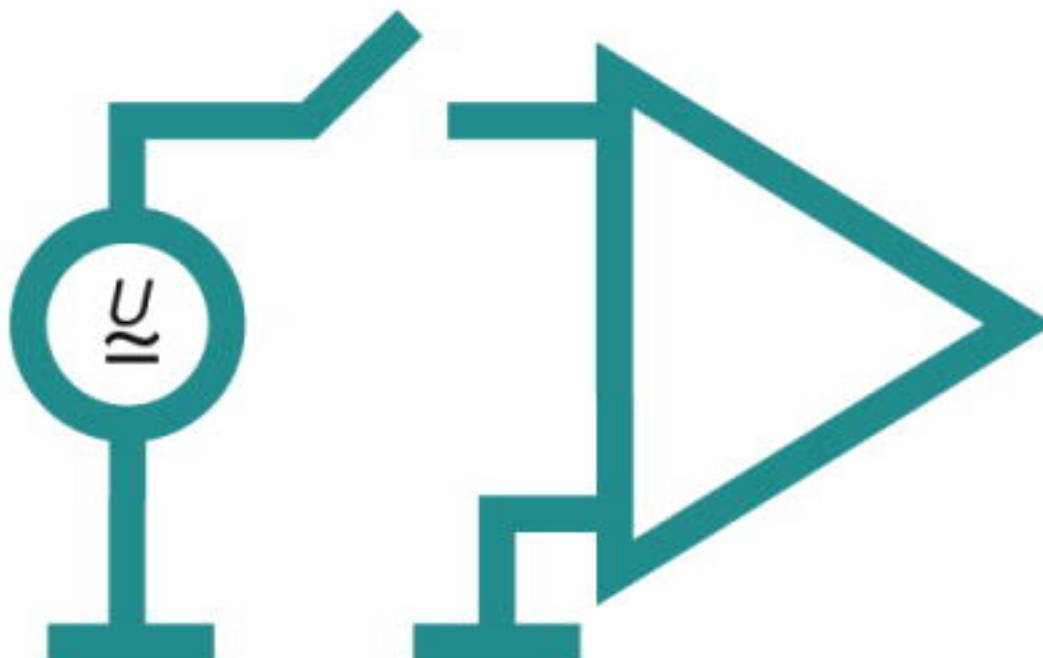


Dimensional drawing

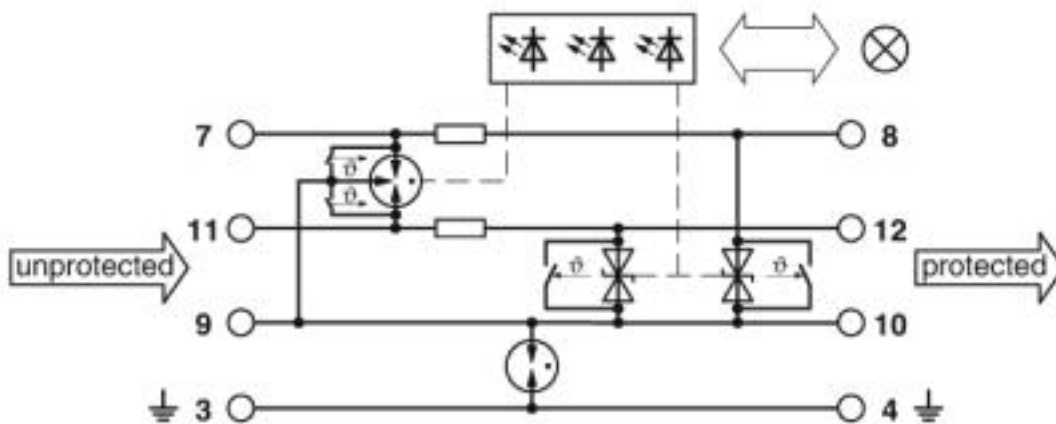


Surge protection device - PT-IQ-2X1+F-24DC-PT - 2801248

Pictogram



Circuit diagram



Approvals

Approvals

Approvals






CSA / UL Listed / CSAus / EAC / cCSAus

Ex Approvals

Surge protection device - PT-IQ-2X1+F-24DC-PT - 2801248

Approvals

Approval details

CSA		http://www.csagroup.org/services-industries/product-listing/	2761632
UL Listed		http://database.ul.com/cgi-bin/XYV/template/LISEXT/1FRAME/index.htm	FILE E 138168
CSAus		http://www.csagroup.org/services-industries/product-listing/	2761632
EAC			RU C- DE.A*30.B01561
cCSAus			

Phoenix Contact 2019 © - all rights reserved
<http://www.phoenixcontact.com>

PHOENIX CONTACT GmbH & Co. KG
Flachsmarktstr. 8
32825 Blomberg
Germany
Tel. +49 5235 300
Fax +49 5235 3 41200
<http://www.phoenixcontact.com>