



Data Sheet

AI-1450-T-WP-LW80-R

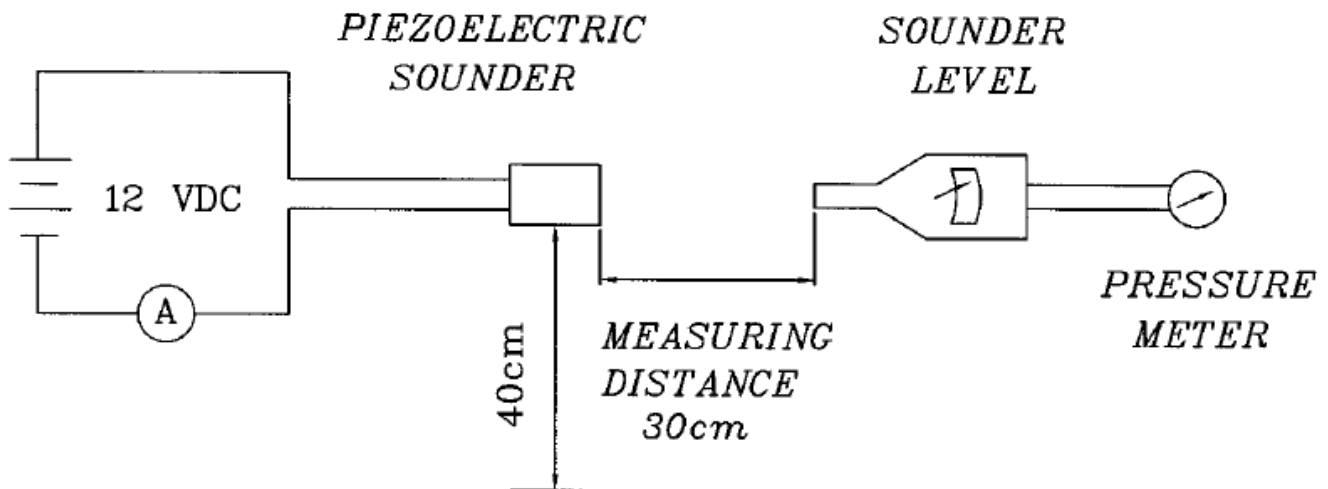
### Features

- IP67 Rated Piezo Indicator
- Lead wires for easy installation
- 5,000 Hz Resonant Frequency

### Specifications

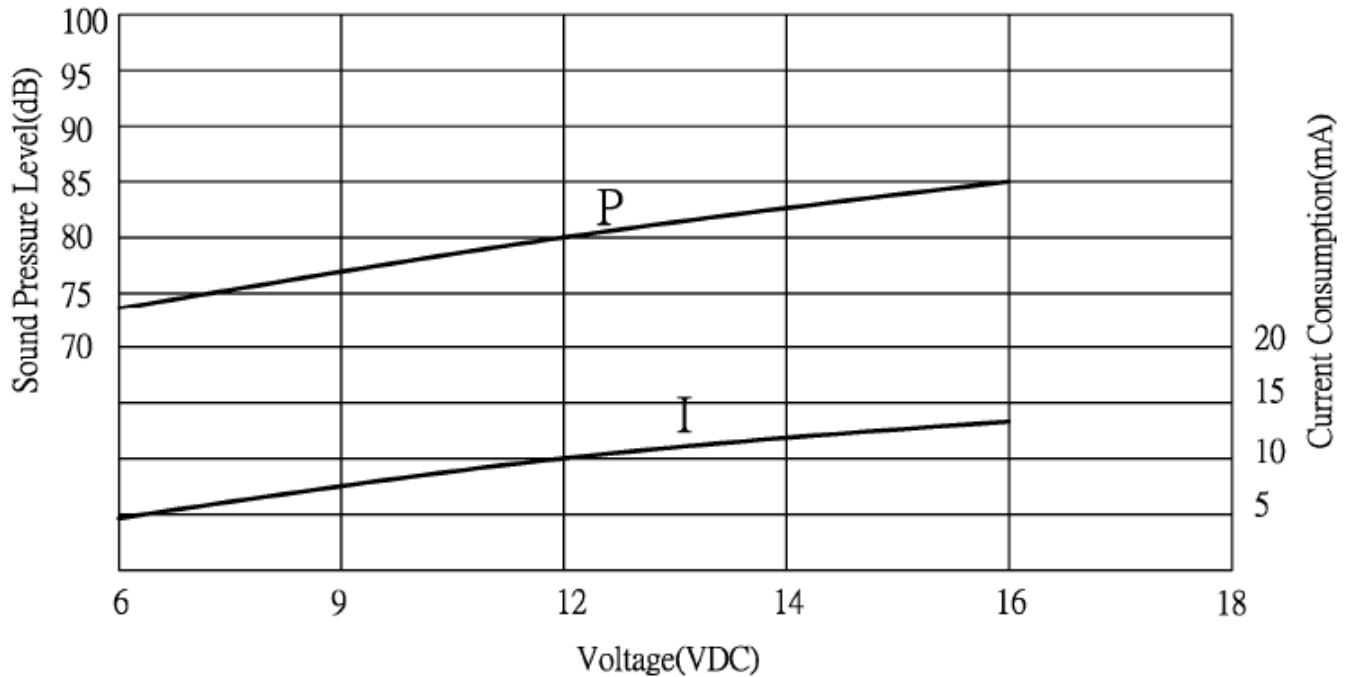
Parameters	Values	Units
Rated Voltage	12	VDC
Operating Voltage Range	9 ~ 16	VDC
Current Draw at Rated Voltage	35	mA
Minimum SPL @ 30cm	80	dBA
Resonant Frequency	5,000 ± 500	Hz
Tone or Pulse Rate	Continuous	-
Housing Material	ABS	-
Terminal Material	Lead Wire	-
Weight	10	Grams
Acceptable Soldering Methods	Hand Solder	-
Environmental Compliances	RoHS	-
Storage Temperature	-40 ~ +95	°C
Operating Temperature	-30 ~ +85	°C
IP Rating	IP67	-

### Measurement Method



## Voltage/Current Consumption

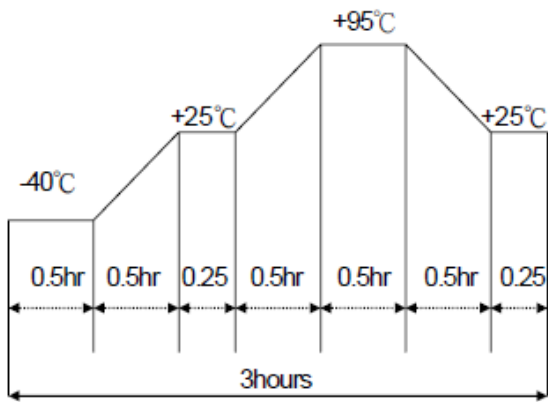
at 30cm



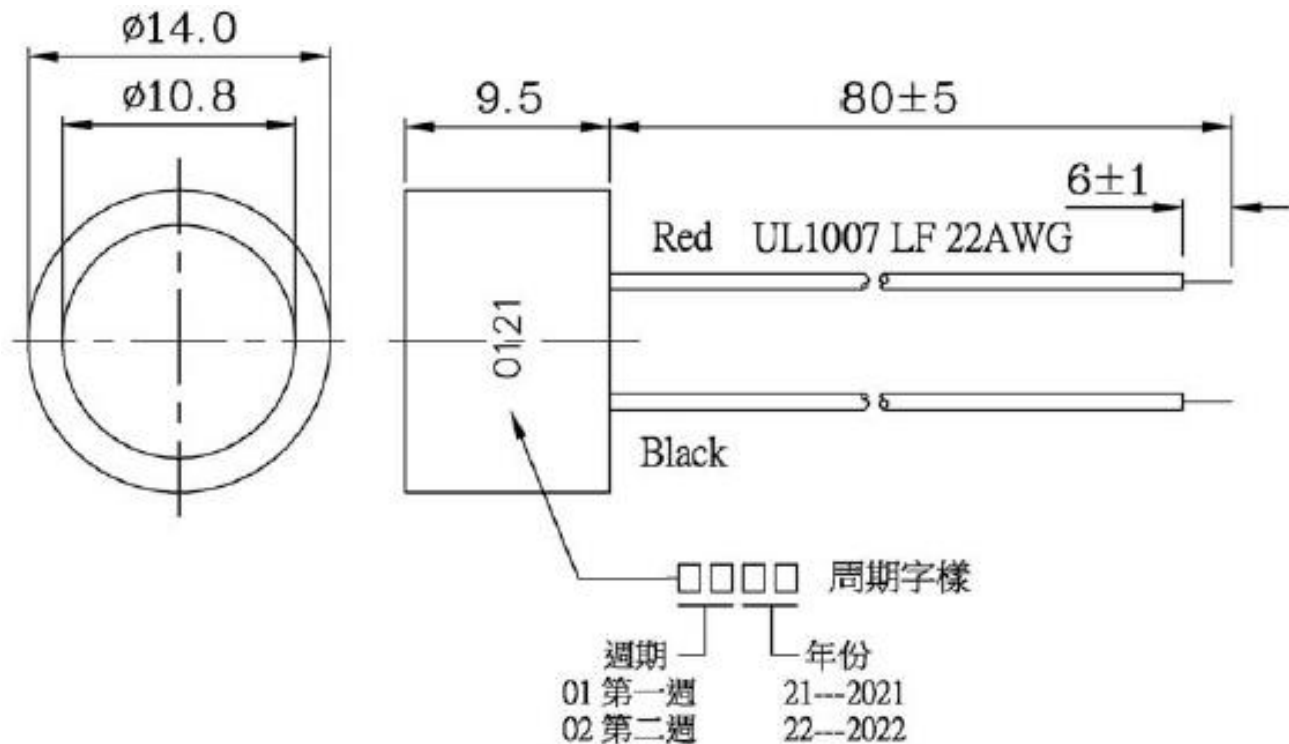
## Reliability

No.	Item	Test Condition	Evaluation standard
1	Solderability 焊錫附着性 (Connector excepted) 端子類不適用此項	Stripped wires of lead wires are immersed in rosin for 5 seconds and then immersed in solder bath of +270±5°C for 3±0.5 seconds. 裸線部份浸入松香溶液 5 秒後,再浸入+270±5°C 熔融焊錫槽 3±0.5 秒.	90% min. stripped wires shall be wet with solder.(Except the edge of terminal) 浸入裸線部份附着焊錫 90%以上.(末端斷面不算)
2	Lead Wire Pull Strength 線材拉力	The pull force shall be applied to double lead wire: Horizontal 3.0N(0.306kg) for 30 seconds. Vertical 2.0N(0.204kg) for 30 seconds. 雙線材水平方向施以 3.0N(0.306kg)的力量, 垂直方向施以 2.0N(0.204kg)的力量,各 30 秒	No damage and cutting off. 線材不鬆動,不脫落.
3	Vibration 振動試驗	Buzzer shall be measured after being applied vibration of amplitude of 1.5mm with 10 to 55hz band of vibration frequency to each of 3 per-pendicular directions for 2 hours. 振動週波數 10~55HZ、全振幅 1.5mm 於 X,Y,Z 3 個方向,各 2 小時.	The value of oscillation frequency/ current consumption should be in ±10% compared with initial ones. The SPL should be in ±10dB compared with initial one.
4	Drop test 落下測試	The part only shall be dropped from a height of 75cm onto a 40mm thick wooden board 3 times in 3 axes (X,Y,Z). (a total of 9 times). 單體從 75 公分高處, X,Y,Z 3 個方向,各 3 回,落於 40mm 厚木板上.	諧振頻率與消耗電流變化量須在 ±10%內. 輸出音壓變化量須在 ±10dB 內.

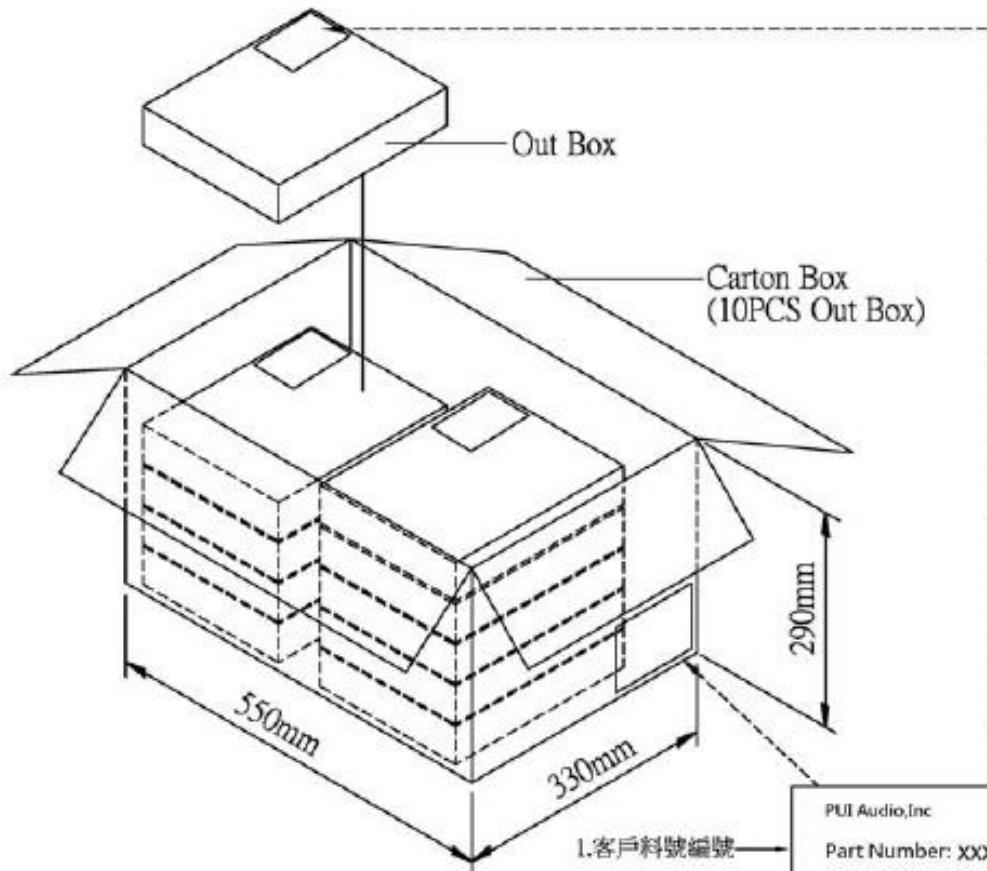
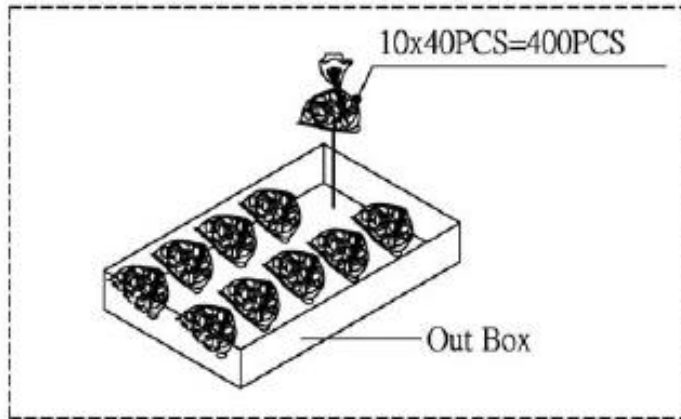
## Temp Tests

No.	Item	Test Condition	Evaluation standard
1	High temp. test 高溫測試	After being placed in a chamber at +95°C for 240 hours 置於+95°C環境中 240 小時	Being placed for 4 hours at +25°C, buzzer shall be measured. The value of oscillation frequency/ current consumption should be in $\pm 10\%$ compared with initial ones. The SPL should be in $\pm 10\text{dB}$ compared with initial one. 經測試後，靜置於+25°C（室溫）環境中 4 小時後，諧振頻率與消耗電流變化量須在 $\pm 10\%$ 內。輸出音壓變化量須在 $\pm 10\text{dB}$ 內。
2	Low temp. test 低溫測試	After being placed in a chamber at -40°C for 240 hours 置於-40°C環境中 240 小時	
3	Humidity test 相對濕度測試	After being placed in a chamber at +40°C and 90 $\pm$ 5% relative humidity for 240 hours 置於+40°C，相對濕度 90 $\pm$ 5% 環境中 240 小時	
4	Temp. cycle test 溫度循環試驗	The part shall be subjected to 5 cycles. One cycle shall be consist of: 單體承受溫度循環測試 5 次,其循環內容如圖示: 	

## Dimensions



## Packaging



Out Box	310mmx248mmx49mm	10x40PCS=400PCS
Carton Box	550mmx330mmx290mm	400PCSx10=4,000PCS

1. 客戶料號編號

2. 數量

3. 生產日期

WWYY

注意:跟產品本體週期字樣一致

PUI Audio, Inc

Part Number: XXXXXXXXXXXX



Quantity: XXXX



Date Code: XXXX



**Specifications Revisions**

<b>Revision</b>	<b>Description</b>	<b>Date</b>
A	Released from Engineering	7/6/2021

Note:

- 1. Unless otherwise specified:
  - A. All dimensions are in millimeters.
  - B. Default tolerances are  $\pm 0.5\text{mm}$  and angles are  $\pm 3^\circ$ .
- 2. Specifications subject to change or withdrawal without notice.
- 3. This part is ROHS 2015/863/EU compliant (7c-1 piezo devices)