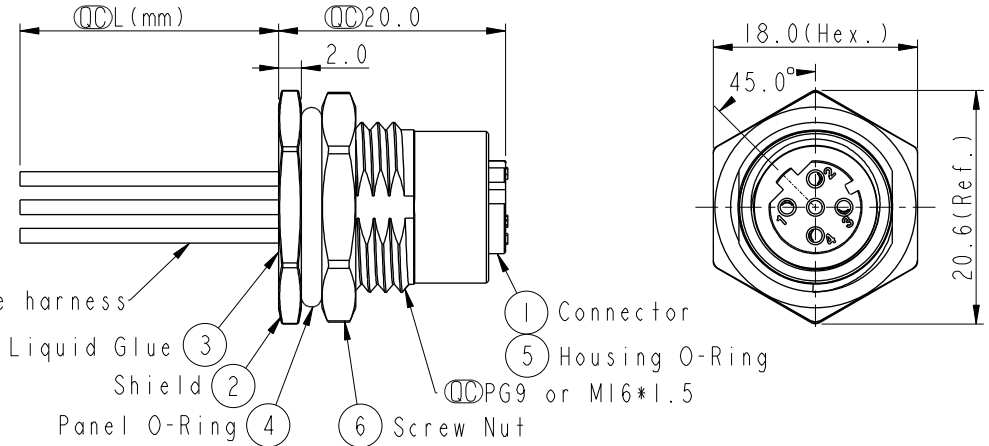
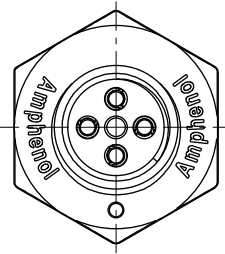
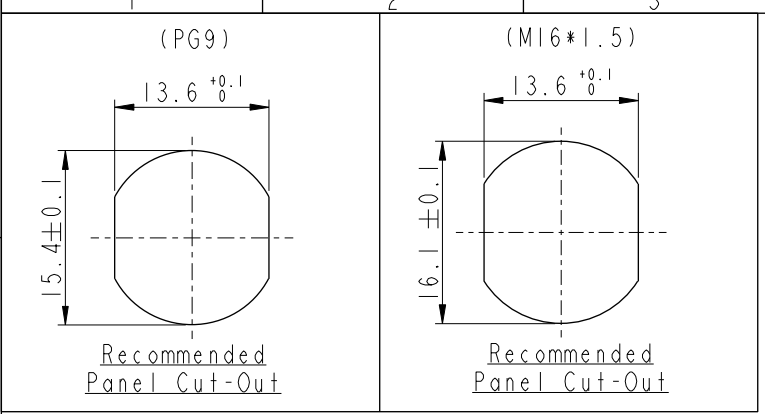
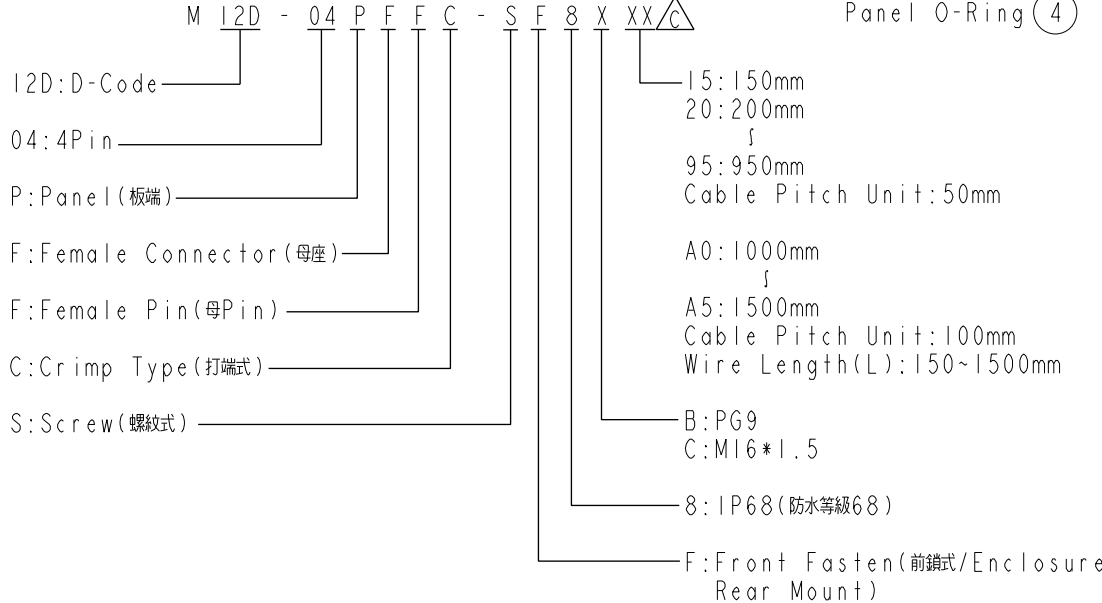


THIS DOCUMENT IS SUBJECT TO CHANGE WITHOUT NOTICE. IT IS CONFIDENTIAL AND A PROPERTY OF Amphenol LTW. DISCLOSURE TO THIRD PARTY HAS TO BE AUTHORIZED BY Amphenol LTW.

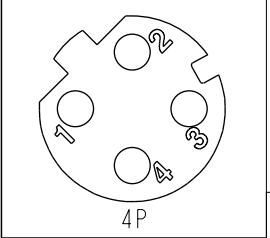
REV.	ECN NO.	DATE	SIGN	DESCRIPTION
B	LE31580012~013	2015/07/25	Yulong_wang	Change to Share Drawing.
C	CI91643	2019/09/18	Vicky	Update Wire Tolerance



ALTW
CONFIDENTIAL
2019-09-18
R&D DEPT.



Pin #	Wire	顏色
4	Black	黑
3	Blue	藍
2	White	白
1	Brown	棕



- Note:
- * \varnothing Important Dimension.
 - * Waterproof Rate: IP68.
 - * Housing: Nylon+GF, Black.
 - * Female Pin: Copper Alloy, Gold Plated.
 - * Shield: Zinc Alloy, Nickel Plated.
 - * Screw Nut: Zinc Alloy, Nickel Plated.
 - * Panel O-Ring: Viton, Black.
 - * Housing O-Ring: Viton, Green.
 - * Wire harness: UL1061
 - * Rated Voltage: 250V dc. or ac.
 - * Rated Current: 4A
 - * Operating Temperature: -25~85°C
 - * For Panel Thickness Max 4.5mm.
 - * Recommended Nut Torque: 4-6 Kgf.cm.
 - * Wire harness Tolerance: 150~300 ±15mm
301~1000 ±20mm
 $\triangle C$ Over 1000 +50/-0mm

Pin Assignments - Front View	Contacts	Wire harness	AWG	Item No.
4P	4P	UL1061	22	M12D-04PFFC-SF8BXX M12D-04PFFC-SF8CXX

UNIT:mm		TITLE M12 D-Code Female Conn. Panel Front With Wire harness		
TOLERANCE .X ±0.25 .XX ±0.1 .XXX ±0.05 ANGLES ±1°	SCALE 2:1	SIZE A4	SHEET 1 OF 1	REV. C
	WC-REV. A.5	\varnothing Inspection item		

Amphenol LTW
安費諾亮泰企業股份有限公司

ITEM NO	DRAWN BY	DATE
DWG NO M12D-04PFFC-SF8XXX	Vicky	2019-09-18
CUSTOMER	CHECKED BY	DATE
ALTW	Rita	2019-09-18
	APPROVED BY	DATE
	Max	2019-09-18