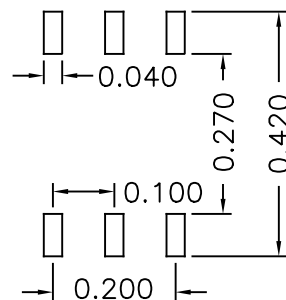
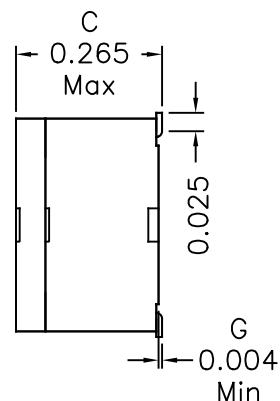
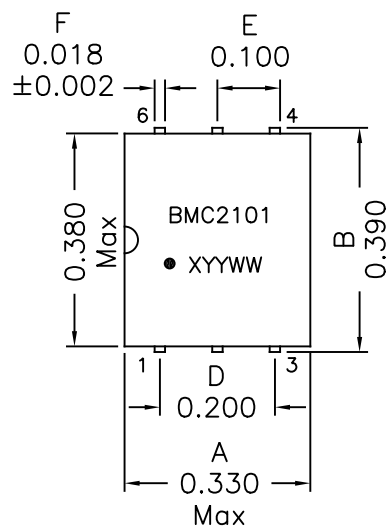


1. Mechanical Dimensions:

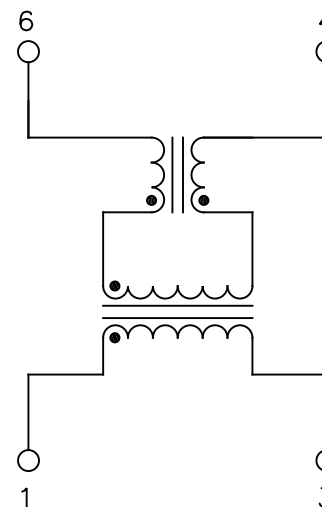


SUGGESTED PCB LAYOUT

Notes:

1. Solderability: Leads shall meet MIL-STD-202G, Method 208H for solderability.
2. Flammability: UL94V-0
3. ASTM oxygen index: > 28%
4. Insulation System: Class F 155°C, UL file E151556
5. Operating Temperature Range: -40°C to +125°C
6. Storage Temperature Range: -50°C to +125°C
7. Aqueous wash compatible
8. SMD Lead Coplanarity: ±0.004"(0.102mm)
9. Electrical and mechanical specifications 100% tested
10. RoHS Compliant Component
11. Recommended IR Reflow peak temp of 245°C Max.
12. AEC-Q200 Certified product

2. Schematic:



3. Electrical Specifications: @25°C

OCL: Pins 1-3 150uH-450uH @100KHz 100mV, (-40°C to +125°C)

Q: Pins 1-3 8 Min @100KHz 100mV

DCR: Pins 4-6 0.85 Ohms Max

Pins 1-3 0.45 Ohms Max

Turns Ratio: (6-4):(1-3)=1:1±2%

Hipot: 4300Vdc, Wdg to Wdg, 60 Seconds, 1mA

Working Voltage: 1000Vdc for 15 Years

Common Mode Rejection Ratio:

-35dB Min @1-10MHz

-20dB Min @10-1000MHz

Insertion Loss: 0.25dB Max @ 4MHz

Return Loss: 20dB Min @ 4MHz (Z OUT=100 Ohms±1%)

LL: Pins 1-3 0.50uH Max @100KHz 0.1V Short P4+6

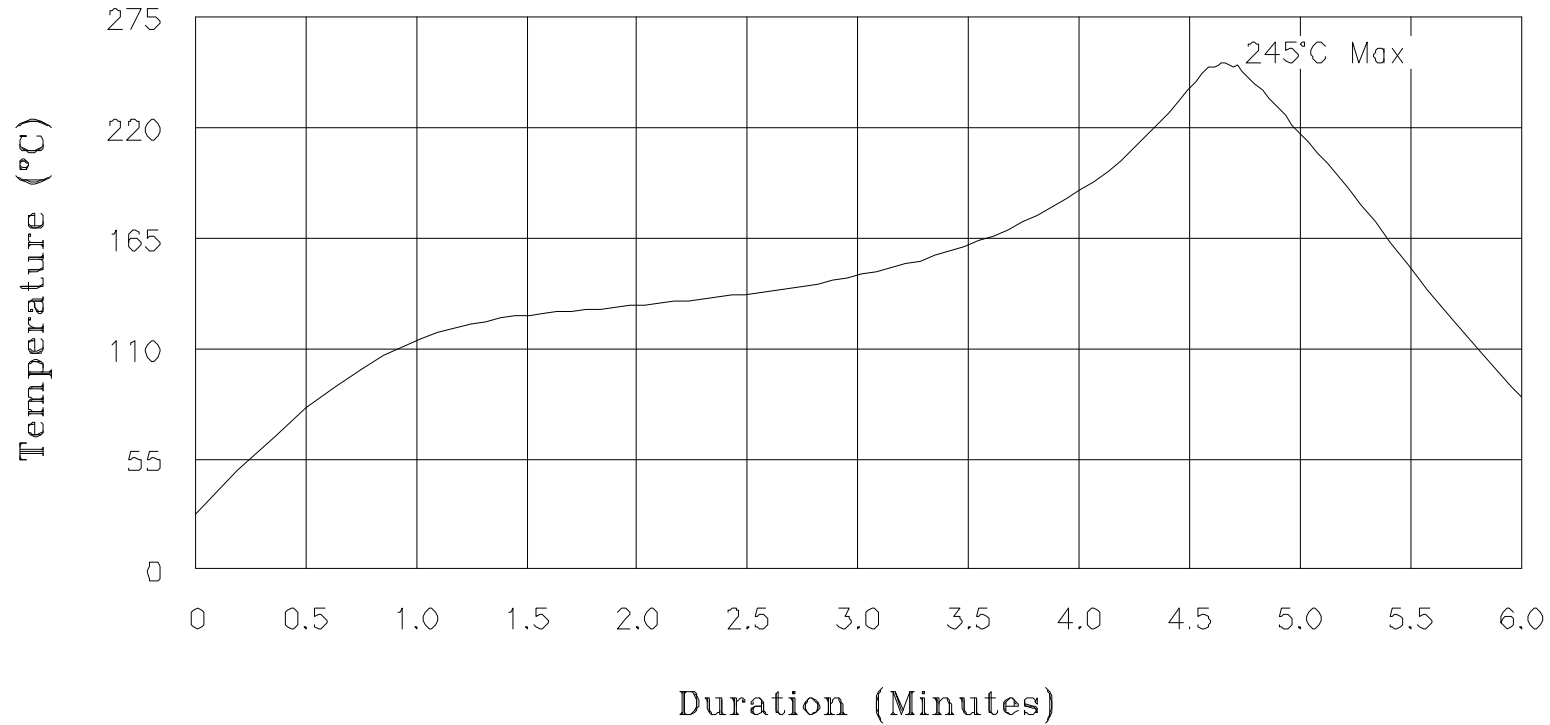
Insulation Resistance: 400 Mohms Min

DOC REV: A/1

XFMRS www.XFMRS.com	Title: TRANSFRMER		
	UNLESS OTHERWISE SPECIFIED	P/N:XFBMC2101-2S-B	REV. A
TOLERANCES: .xxx ±0.010	DWN.	Yu	Jul-22-20
Dimensions in Inch	CHK.	YK Liao	Jul-22-20
SHEET 1 OF 1	APP.	GL	Jul-22-20

XFMRs®

Recommended Infrared Reflow Temperature Profile for RoHS Compliant Parts



NOTES: Maximum duration at 245°+0/-5° shall be 10-15 seconds.
 Maximum duration above 217° shall be 50-120 seconds.
 ALL Temperatures refer to topside of the package, measured on the package body surface.

XFMRs® www.XFMRs.com	Title: IR REFLOW CHART (RoHS Compliant parts)		
	P/N: N/A		REV. A
UNLESS OTHERWISE SPECIFIED TOLERANCES: N/A	DWN.	Juan Mao	Dec-20-06
	CHK.	YK Liao	Dec-20-06
	APP.	Joe Huff	Dec-20-06
SHEET 1 OF 1			

CONCEPT

GENERAL INFORMATION

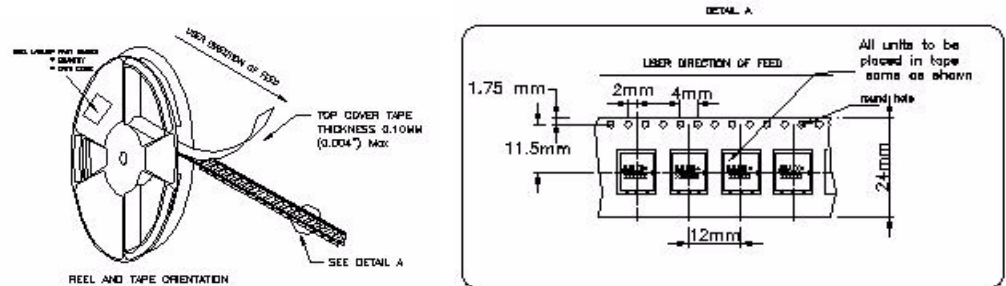
Part Numbe:	95-N06P-LP-YK
Part Description:	6pin Lpin case
Weight (lbs.):	0.00176 lbs.approx
T&R Notes:	1) PROCESS IN ACCORDANCE WITH EIA-481-2 STANDARDS * TAPE LEADER DIMENSION 15.30" MIN. * TAPE TRAILER DIMENSION 6.30" MIN. 2) PARTS SHOULD BE PACKAGED IN ACCORDANCE WITH ESD GUIDELINES IN EIA-541. 3) REEL LABEL: 'A' * PART NUMBER * QUANTITY * DATE CODE

SUPPLIER INFORMATION

Company Name:	XFMRS
Address Line 1:	UNIT G-J, 3/F, BLK 1, GOLDEN DRAGON IND CTR
State / ZIP:	152-160 TAI LIN PAI ROAD
Country:	HONG KONG, CHINA
Program Manager:	Kitty Lai
Contact E-mail:	k lai@xfmrs.com.hk
Contact Phone:	852 2423 1689

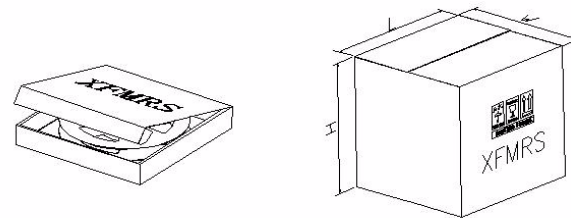
PRIMARY PACKAGING

Packaging Type:	PS T&R			
Dimnsions(cm):	L 33.0	W 33.0	H 2.4	
Weight:	1.034 lbs. approx			
QPC (Parts Per Reel)	750 pcs.			
Total Weight w/parts:	2.35 lbs.			
Banding / Shrink / Wrap:	BOPP Wrap			
Other:	N/A			




SECONDARY PACKAGING

Packaging Type:	Paper Box			
Dimnsions(cm):	L 40.0	W 36.5	H 36.0	
Weight:	1.89 lbs.			
Boxes per Unit Load:	7500 pcs.			
Total weight w/Parts (lbs):	25.93 lbs.approx			
Banding / Shrink / Wrap:	BOPP Wrap / PP Banding			
Other:	N/A			



SHIPPING INFORMATION

Packaging Type:	PE Pallet			
Unit Load dims(cm):	L 120	W 100	H 161	
Weight:	16.72 lbs.			
Number of box Loads:	24 box.			
Number of Parts:	180000 pcs.			
Load weight total (lbs):	639.09 lbs.approx			
Banding / Shrink / Wrap:	PE Shrink			



PACKAGING APPROVAL

Internal Document Manufacture / Q.A ./ Process Instructions	Drafted	Checked	Approved	Rev	Date
	Kong	Liao		A/1	Aug-07-20