

HDP26-18-20SN-L017 ✓ ACTIVE

DEUTSCH | DEUTSCH HD, DEUTSCH HDP

TE Internal #: HDP26-18-20SN-L017

Housing for Female Terminals, Wire-to-Wire, 20 Position, Sealable, Black, Wire & Cable, Power & Signal, Cable Mount (Free-Hanging)

[View on TE.com >](#)



Connectors > Automotive Connectors > Automotive Housings > DEUTSCH HDP20 Housings



Connector & Housing Type: **Housing for Female Terminals**

Mating Pin Diameter: 1.02 mm, 1.59 mm [.04 in, .063 in]

Connector System: **Wire-to-Wire**

Number of Positions: 20

Sealable: **Yes**

[All DEUTSCH HDP20 Housings \(324\)](#)

Features

Product Type Features

Connector Shape	Circular
Connector & Housing Type	Housing for Female Terminals
Connector System	Wire-to-Wire
Sealable	Yes
Hybrid Connector	Yes
Primary Locking Feature	Contact Retainer
Connector & Contact Terminates To	Wire & Cable

Configuration Features

Blank Cavity Position	0
Connector Seal Code	N Seal
Number of Positions	20

Electrical Characteristics

Operating Voltage	250 VAC
-------------------	---------



Nominal Voltage Architecture	12 V, 24 V, 48 V
------------------------------	------------------

Body Features

Cable Exit Angle	180°
Primary Product Color	Black

Contact Features

Contact Size	Size 16, Size 20
Contact Type	Socket
Mating Pin Diameter	1.02 mm, 1.59 mm [.04 in][.063 in]
Contact Current Rating (Max)	7.5 A, 13 A

Mechanical Attachment

Terminal Position Assurance	No
Strain Relief	Add By Accessory
Mating Alignment Type	Guide Slot
Mating Alignment	With
Connector Mounting Type	Cable Mount (Free-Hanging)

Housing Features

Housing Material	PA GF
------------------	-------

Dimensions

Connector Height	43.17 mm [1.7 in]
Product Width	43.17 mm [1.7 in]
Product Length	41.53 mm [1.625 in]
Accepts Insulation Diameter Range	1.02 – 2.41 mm, 2.54 – 3.4 mm [.04 – .095 in][.1 – .134 in]

Usage Conditions

Operating Temperature (Max)	125 °C [257 °F]
Operating Temperature Range	-55 – 125 °C [-67 – 257 °F]

Operation/Application

Circuit Application	Power & Signal
---------------------	----------------

Industry Standards

Degree of Protection	IP67
UL Flammability Rating	20mm Flame Test per Standard UL-94

Packaging Features



Packaging Method	Box
------------------	-----

Other

Serviceable	Yes
Connector Position Assurance Capable	No

Product Compliance

[For compliance documentation, visit the product page on TE.com>](#)

EU RoHS Directive 2011/65/EU	Compliant
EU ELV Directive 2000/53/EC	Compliant
China RoHS 2 Directive MIIT Order No 32, 2016	No Restricted Materials Above Threshold
EU REACH Regulation (EC) No. 1907/2006	Current ECHA Candidate List: JAN 2023 (233) Candidate List Declared Against: JAN 2023 (233) Does not contain REACH SVHC
Halogen Content	Not Low Halogen - contains Br or Cl > 900 ppm.
Solder Process Capability	Not reviewed for solder process capability

Product Compliance Disclaimer

This information is provided based on reasonable inquiry of our suppliers and represents our current actual knowledge based on the information they provided. This information is subject to change. The part numbers that TE has identified as EU RoHS compliant have a maximum concentration of 0.1% by weight in homogenous materials for lead, hexavalent chromium, mercury, PBB, PBDE, DBP, BBP, DEHP, DIBP, and 0.01% for cadmium, or qualify for an exemption to these limits as defined in the Annexes of Directive 2011/65/EU (RoHS2). Finished electrical and electronic equipment products will be CE marked as required by Directive 2011/65/EU. Components may not be CE marked. Additionally, the part numbers that TE has identified as EU ELV compliant have a maximum concentration of 0.1% by weight in homogenous materials for lead, hexavalent chromium, and mercury, and 0.01% for cadmium, or qualify for an exemption to these limits as defined in the Annexes of Directive 2000/53/EC (ELV). Regarding the REACH Regulation, the information TE provides on SVHC in articles for this part number is based on the latest European Chemicals Agency (ECHA) 'Guidance on requirements for substances in articles' posted at this URL: <https://echa.europa.eu/guidance-documents/guidance-on-reach>

Compatible Parts





TE Part # 0411-291-1405
EXT TOOL, SIZE 16, 14-16 AWG, N, GRN



TE Part # 0411-204-1605
EXT TOOL, SIZE 16, 16-18 AWG, N, DRK BLU



TE Part # CAT-J67-DSCC16
DEUTSCH Size 16 Crimp Contacts



TE Part # 0411-240-2005
EXT TOOL, SIZE 20, 16-22 AWG, N, RED



TE Part # 1062-20-0622
SOC, SF, SIZE 20, 14-16, NI/NI



TE Part # 1062-20-0244
SOC, SF, SIZE 20, 16-22, AU/SN



TE Part # 1062-20-0222
SOC, SF, SIZE 20, 16-22, NI/NI



TE Part # 1062-20-0322
SOC, SF, SIZE 20, 16-22, SLEVLSS, NI /NI



TE Part # 1062-20-0122
SOC, SF, SIZE 20, 16-22, NI/NI



TE Part # 1062-20-0144
SOC, SF, SIZE 20, 16-22, AU/SN



TE Part # 1062-20-0377
SOC, SF, SIZE 20, 16-22, SLEVLSS, SN /SN



TE Part # 0462-006-1631
SOC, SOLID, SIZE 16, 20-24AWG, AU



TE Part # 1062-20-0177
SOC, SF, SIZE 20, 16-22, SN/SN



TE Part # 1062-20-0277
SOC, SF, SIZE 20, 16-22, SN/SN




TE Part # 1062-20-0344
SOC, SF, SIZE 20, 16-22, SLEVLSS, AU /SN




TE Part # 1062-20-0644
SOC, SF, SIZE 20, 14-16, AU/SN

Also in the Series | **DEUTSCH HD**




Automotive Connector Caps & Covers (65)



Automotive Housings(741)




Automotive Seals & Cavity Plugs(10)



Insertion & Extraction Tools(11)



Other Automotive Connector Accessories(11)




PCB Headers & Receptacles(1)

Also in the Series | DEUTSCH HDP



Automotive Connector Caps & Covers (12)



Automotive Housings(331)



Automotive Seals & Cavity Plugs(1)



Insertion & Extraction Tools(11)



Other Automotive Connector Accessories(5)


Customers Also Bought



TE Part #DT04-12PD-B016
REC, 12P, BRN, N, ENH KEY, D



TE Part #HDP24-18-20SN
REC, 20P, BLK, N, 16/20, S



TE Part #2176084-2
EP 7W (S) 15R 5%



TE Part #1618002-3
EV200A2ANA=RELAY, EV200 SPST-N



TE Part #DTM12P-BT-BK
BOOT, 12P, REC, ST, BLK



TE Part #YDTS26F23-55SAV001
PLUG ASSY



TE Part #63446-1
AMVAR RING 22-18 025BR



TE Part #HD30-24BT-90-BK
BOOT, 24SZ, RA, BLK



Documents

Product Drawings

PLG, 20P, BLK, N, RNG, 16/20, S

English

CAD Files

3D PDF

3D

Customer View Model

[ENG_CVM_CVM_HDP26-18-20SN-L017_C.2d_dxf.zip](#)

English

Customer View Model

[ENG_CVM_CVM_HDP26-18-20SN-L017_C.3d_igs.zip](#)

English

Customer View Model

[ENG_CVM_CVM_HDP26-18-20SN-L017_C.3d_stp.zip](#)

English

By downloading the CAD file I accept and agree to the [Terms and Conditions](#) of use.

Datasheets & Catalog Pages

CONNECTOR SELECTOR

English

Product Specifications

Application Specification

English

Agency Approvals

UL Report

English