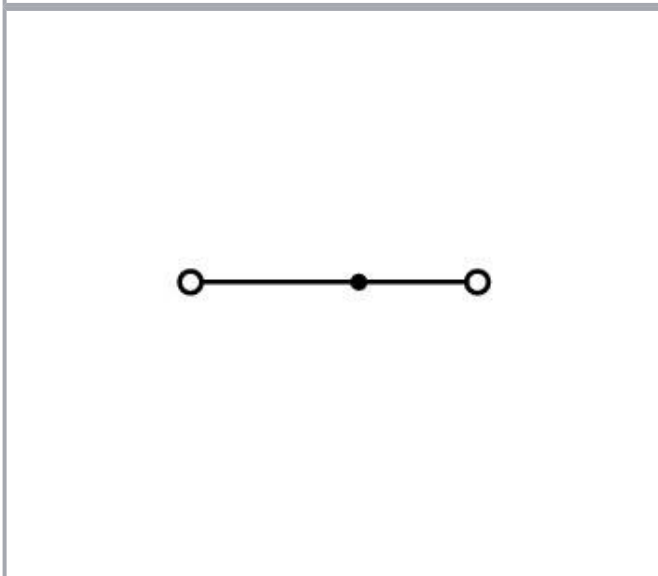
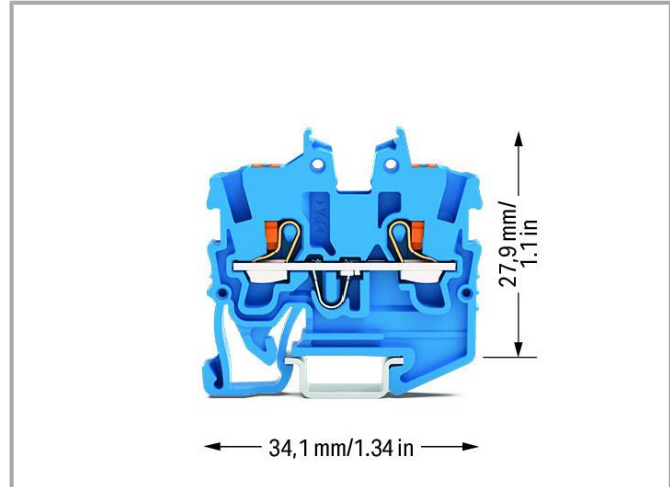


Data sheet | Item number: 2250-1204

2-conductor miniature through terminal block; with push-button; 1 mm²; with test port; side and center marking; for DIN-15 rail; Push-in CAGE CLAMP®; 1,00 mm²; blue



www.wago.com/2250-1204



Subject to changes. Please also observe the further product documentation!

WAGO GmbH & Co. KG
Hansastr. 27
32423 Minden
Phone: +49571 887-0 | Fax: +49571 887-169
Email: info.de@wago.com | Web: www.wago.com

Do you have any questions about our products?
We are always happy to take your call at +49 (571) 887-44222.



Data

Electrical data

Ratings per IEC/EN

Ratings per	IEC/EN 60947-7-1
Nominal voltage (III/3)	500 V
Rated impulse voltage (III/3)	6 kV
Rated current	13.5 A
Current at conductor cross-section (max.) mm ²	17.5 A
Legend (ratings)	(III / 3) ≙ Overvoltage category III / Pollution degree 3

Ratings per UL 1059

Approvals per	UL 1059
Rated voltage UL (Use Group B)	300 V
Rated current UL (Use Group B)	10 A
Rated voltage UL (Use Group C)	300 V
Rated current UL (Use Group C)	10 A

Ratings per CSA

Approvals per	CSA 22.2 No 158
Rated voltage CSA (Use Group B)	300 V
Rated current CSA (Use Group B)	10 A
Rated voltage CSA (Use Group C)	300 V
Rated current CSA (Use Group C)	10 A

Ex information

Reference hazardous areas	See "Downloads – Documentation – Additional Information: Technical Section; Technical Explanations"
Ratings per	ATEX: PTB 19 ATEX 1019 U / IECEx: PTB 19.0050U (Ex eb IIC Gb)
Rated voltage EN (Ex e II)	352 V
Rated current (Ex e II)	13.5 A
Rated current (Ex e II) with jumper	12 A

Power loss

Rated current I_N for specified power loss	13.5 A
Resistance value for specified, current-dependent power loss	0.002 Ω

Subject to changes. Please also observe the further product documentation!



Connection data

Connection points	2
Total number of potentials	1
Number of levels	1
Number of jumper slots	1

Connection 1

Connection technology	Push-in CAGE CLAMP®
Actuation type	Push-button
Connectable conductor materials	Copper
Nominal cross-section	1 mm ²
Solid conductor	0.14 ... 1.5 mm ² / 24 ... 16 AWG
Solid conductor; push-in termination	0.5 ... 1.5 mm ² / 20 ... 16 AWG
Fine-stranded conductor	0.14 ... 1.5 mm ² / 24 ... 16 AWG
Fine-stranded conductor; with insulated ferrule	0.14 ... 0.75 mm ² / 24 ... 18 AWG
Fine-stranded conductor; with ferrule; push-in termination	0.5 ... 0.75 mm ² / 20 ... 18 AWG
Note (conductor cross-section)	Depending on the conductor characteristic, a conductor with a smaller cross-section can also be inserted via push-in termination.
Strip length	9 ... 11 mm / 0.35 ... 0.43 inches
Wiring direction	Front-entry wiring

Physical data

Width	3.5 mm / 0.138 inches
Height	34.1 mm / 1.343 inches
Depth from upper-edge of DIN-rail	27.9 mm / 1.098 inches

Mechanical Data

Mounting type	DIN-15 rail
Marking level	Center/side marking

Material Data

Note (material data)	Information on material specifications can be found here
Color	blue

Subject to changes. Please also observe the further product documentation!

Material group	I
Insulation material	Polyamide (PA66)
Flammability class per UL94	V0
Fire load	0.066 MJ
Weight	2.4 g

Environmental requirements

Processing temperature	-35 ... +85 °C
Continuous operating temperature	-60 ... +105 °C

Commercial data




ETIM 8.0	EC000897
ETIM 7.0	EC000897
PU (SPU)	100 pcs
Packaging type	box
Country of origin	DE
GTIN	4055143965736
Customs tariff number	85369010000

Environmental Product Compliance

RoHS Compliance Status	Compliant, No Exemption
------------------------	-------------------------

Approvals / Certificates

General approvals

Logo	Approval	Additional Approval Text	Certificate name
	CCA DEKRA Certification B.V.	EN 60947	NTR NL 7839
	CCA DEKRA Certification B.V.	EN 60998	NTR NL 7840
	CCC CNEX	GB/T 3836.3	2020312313000289 (Ex eb IIC Gb, Ex eb I Mb)
	CSA	C22.2 No. 158	80034182

Subject to changes. Please also observe the further product documentation!



CSA



cURus

Underwriters Laboratories Inc.

UL 1059

E45172



KEMA/KEUR

DEKRA Certification B.V.

EN 60998

71-113957





KEMA/KEUR

DEKRA Certification B.V.

EN 60947

71-113930

Declarations of conformity and manufacturer's declarations

Logo	Approval	Additional Approval Text	Certificate name
	EU-Declaration of Conformity WAGO GmbH & Co. KG	-	-
	UK-Declaration of Conformity WAGO GmbH & Co. KG	-	-

Approvals for hazardous areas

Logo	Approval	Additional Approval Text	Certificate name
	AEx Underwriters Laboratories Inc.	UL 60079	E185892 (AEx eb IIC resp. Ex eb IIC)
	ATEX Physikalisch Technische Bundesanstalt	EN IEC 60079-0	PTB 19 ATEX 1019 U (II 2G Ex eb IIC Gb or I M 2 Ex eb I Mb)
	CCC CNEX	GB/T 3836.3	2020312313000289 (Ex eb IIC Gb, Ex eb I Mb)
	IECEX	IEC 60079	IECEX PTB 19.0050U

Subject to changes. Please also observe the further product documentation!

WAGO GmbH & Co. KG
 Hansastr. 27
 32423 Minden
 Phone: +49571 887-0 | Fax: +49571 887-169
 Email: info.de@wago.com | Web: www.wago.com

Do you have any questions about our products?
 We are always happy to take your call at +49 (571) 887-44222.

Physikalisch Technische Bundesanstalt

(Ex eb IIC Gb or EX
eb I Mb)INMETRO
TÜV Rheinland do Brasil Ltda.

IEC 60079

TÜV 22.0014 U

Required accessories

End plate

End plate



Item no.: 2050-1291
End and intermediate plate; 1.1 mm thick; gray

www.wago.com/2050-1291

Optional accessories

Carrier rail

Mounting accessories



Item no.: 210-295
Steel carrier rail; 15 x 5.5 mm; 1 mm thick; 2 m long; unslotted; according to EN 60715; silver-colored

www.wago.com/210-295

Item no.: 210-296
Aluminum carrier rail; 15 x 5.5 mm; 1 mm thick; 2 m long; unslotted; similar to EN 60715; silver-colored

www.wago.com/210-296

Item no.: 210-111
Steel carrier rail; 15 x 5.5 mm; 1 mm thick; 2 m long; slotted; according to EN 60715; silver-colored

www.wago.com/210-111

Mounting

Cover carrier



Item no.: 709-169
Cover carrier; Type 3; gray

www.wago.com/709-169

Cover



Item no.: 709-156
Cover; Type 3; suitable for cover carrier, type 3; 1 m long; transparent

www.wago.com/709-156

Mounting accessories



Item no.: 249-101
Screwless end stop; 6 mm wide; for WMB markers; gray

www.wago.com/249-101

Subject to changes. Please also observe the further product documentation!

Marking accessories

Marking strip



Item no.: 2009-110

Marking strips; for Smart Printer; on reel; not stretchable; plain; snap-on type; white

www.wago.com/2009-110

Marker



Item no.: 2009-113

WMB-Inline; for Smart Printer; 2300 pieces on roll; plain; snap-on type; white

www.wago.com/2009-113



Item no.: 2009-113/000-002

WMB-Inline; for Smart Printer; 2300 pieces on roll; plain; snap-on type; yellow

www.wago.com/2009-113/000-002



Item no.: 2009-113/000-012

WMB-Inline; for Smart Printer; 2300 pieces on roll; plain; snap-on type; orange

www.wago.com/2009-113/000-012



Item no.: 2009-113/000-007

WMB-Inline; for Smart Printer; 2300 pieces on roll; plain; snap-on type; gray

www.wago.com/2009-113/000-007



Item no.: 2009-113/000-005

WMB-Inline; for Smart Printer; 2300 pieces on roll; plain; snap-on type; red

www.wago.com/2009-113/000-005



Item no.: 2009-113/000-017

WMB-Inline; for Smart Printer; 2300 pieces on roll; plain; snap-on type; light green

www.wago.com/2009-113/000-017



Item no.: 2009-113/000-006

WMB-Inline; for Smart Printer; 2300 pieces on roll; plain; snap-on type; blue

www.wago.com/2009-113/000-006



Item no.: 2009-113/000-024

WMB-Inline; for Smart Printer; 2300 pieces on roll; plain; snap-on type; violet

www.wago.com/2009-113/000-024



Item no.: 2009-113/000-023

WMB-Inline; for Smart Printer; 2300 pieces on roll; plain; snap-on type; green

www.wago.com/2009-113/000-023



Item no.: 793-3501

WMB marking card; as card; plain; snap-on type; white

www.wago.com/793-3501

Group marker carrier



Item no.: 2009-191

Group marker carrier; gray

www.wago.com/2009-191

Push-in type wire jumper

Jumper

Subject to changes. Please also observe the further product documentation!

WAGO GmbH & Co. KG

Hansastr. 27














32423 Minden

Phone: +49571 887-0 | Fax: +49571 887-169

Email: info.de@wago.com | Web: www.wago.com

Do you have any questions about our products?

We are always happy to take your call at +49 (571) 887-44222.

	Item no.: 2009-404 Push-in type wire jumper; 0.75 mm ² ; insulated; 110 mm long; gray	www.wago.com/2009-404
	Item no.: 2009-402 Push-in type wire jumper; 0.75 mm ² ; insulated; 60 mm long; gray	www.wago.com/2009-402
	Item no.: 2009-406 Push-in type wire jumper; 0.75 mm ² ; insulated; 250 mm long; gray	www.wago.com/2009-406
Testing and measuring		
Testing accessories		
	Item no.: 2009-174 Test plug adapter; for 4 mm Ø test plugs; for testing TOPJOB®S rail-mounted terminal blocks; gray	www.wago.com/2009-174
	Item no.: 2009-182 Testing tap; for max. 2.5 mm ² ; tool-free connection for individual test wires 0.08 - 2.5 mm; gray	www.wago.com/2009-182
	Item no.: 210-136 Test plug; 2 mm Ø; with 500 mm cable; red	www.wago.com/210-136
Ferrule		
Ferrule		
	Item no.: 216-241 Ferrule; Sleeve for 0.5 mm ² / 20 AWG; insulated; electro-tin plated; electrolytic copper; gastight crimped; acc. to DIN 46228, Part 4/09.90; white	www.wago.com/216-241
	Item no.: 216-242 Ferrule; Sleeve for 0.75 mm ² / 18 AWG; insulated; electro-tin plated; electrolytic copper; gastight crimped; acc. to DIN 46228, Part 4/09.90; gray	www.wago.com/216-242
	Item no.: 216-243 Ferrule; Sleeve for 1 mm ² / AWG 18; insulated; electro-tin plated; electrolytic copper; gastight crimped; acc. to DIN 46228, Part 4/09.90; red	www.wago.com/216-243
Jumpers		
Jumper		
	Item no.: 210-123 Wire commoning chain; insulated; blue	www.wago.com/210-123
	Item no.: 2000-408 Jumper; 8-way; insulated; light gray	www.wago.com/2000-408
	Item no.: 2000-407 Jumper; 7-way; insulated; light gray	www.wago.com/2000-407
	Item no.: 2000-409 Jumper; 9-way; insulated; light gray	www.wago.com/2000-409

Subject to changes. Please also observe the further product documentation!



Item no.: 2000-408/000-006
Jumper; 8-way; insulated; blue

www.wago.com/2000-408/000-006



Item no.: 2000-408/000-005
Jumper; 8-way; insulated; red

www.wago.com/2000-408/000-005



Item no.: 2000-409/000-005
Jumper; 9-way; insulated; red

www.wago.com/2000-409/000-005



Item no.: 2000-407/000-006
Jumper; 7-way; insulated; blue

www.wago.com/2000-407/000-006



Item no.: 2000-410
Jumper; 10-way; insulated; light gray

www.wago.com/2000-410



Item no.: 2000-410/000-006
Jumper; 10-way; insulated; blue

www.wago.com/2000-410/000-006



Item no.: 2000-433/000-005
Jumper; from 1 to 3; insulated; red

www.wago.com/2000-433/000-005



Item no.: 2000-407/000-005
Jumper; 7-way; insulated; red

www.wago.com/2000-407/000-005



Item no.: 2000-433/000-006
Jumper; from 1 to 3; insulated; blue

www.wago.com/2000-433/000-006



Item no.: 2000-410/000-005
Jumper; 10-way; insulated; red

www.wago.com/2000-410/000-005



Item no.: 2000-435
Jumper; from 1 to 5; insulated; light gray

www.wago.com/2000-435



Item no.: 2000-409/000-006
Jumper; 9-way; insulated; blue

www.wago.com/2000-409/000-006



Item no.: 2000-436
Jumper; from 1 to 6; insulated; light gray

www.wago.com/2000-436



Item no.: 2000-433

Subject to changes. Please also observe the further product documentation!

Jumper; from 1 to 3; insulated; light gray

www.wago.com/2000-433



Item no.: 2000-434

Jumper; from 1 to 4; insulated; light gray

www.wago.com/2000-434



Item no.: 2000-402

Jumper; 2-way; insulated; light gray

www.wago.com/2000-402



Item no.: 2000-402/000-006

Jumper; 2-way; insulated; blue

www.wago.com/2000-402/000-006



Item no.: 2000-403

Jumper; 3-way; insulated; light gray

www.wago.com/2000-403



Item no.: 2000-402/000-005

Jumper; 2-way; insulated; red

www.wago.com/2000-402/000-005



Item no.: 2000-402/000-018

Jumper; 2-way; insulated; yellow-green

www.wago.com/2000-402/000-018



Item no.: 2000-404

Jumper; 4-way; insulated; light gray

www.wago.com/2000-404



Item no.: 2000-403/000-005

Jumper; 3-way; insulated; red

www.wago.com/2000-403/000-005



Item no.: 2000-404/000-006

Jumper; 4-way; insulated; blue

www.wago.com/2000-404/000-006



Item no.: 2000-403/000-006

Jumper; 3-way; insulated; blue

www.wago.com/2000-403/000-006



Item no.: 2000-404/000-005

Jumper; 4-way; insulated; red

www.wago.com/2000-404/000-005



Item no.: 2000-405

Jumper; 5-way; insulated; light gray

www.wago.com/2000-405



Item no.: 2000-405/011-000

Star point jumper; 3-way; insulated; light gray

www.wago.com/2000-405/011-000



Item no.: 2000-405/000-006

Jumper; 5-way; insulated; blue

www.wago.com/2000-405/000-006

Subject to changes. Please also observe the further product documentation!

WAGO GmbH & Co. KG

Hansastr. 27

32423 Minden

Phone: +49571 887-0 | Fax: +49571 887-169

Email: info.de@wago.com | Web: www.wago.com

Do you have any questions about our products?

We are always happy to take your call at +49 (571) 887-44222.



Item no.: 2000-406/000-006
Jumper; 6-way; insulated; blue

www.wago.com/2000-406/000-006



Item no.: 2000-405/000-005
Jumper; 5-way; insulated; red

www.wago.com/2000-405/000-005



Item no.: 2000-406
Jumper; 6-way; insulated; light gray

www.wago.com/2000-406



Item no.: 2000-406/000-005
Jumper; 6-way; insulated; red

www.wago.com/2000-406/000-005



Item no.: 2000-406/020-000
Delta jumper; insulated; light gray

www.wago.com/2000-406/020-000



Item no.: 2000-437
Jumper; from 1 to 7; insulated; light gray

www.wago.com/2000-437



Item no.: 2000-438
Jumper; from 1 to 8; insulated; light gray

www.wago.com/2000-438



Item no.: 2000-439
Jumper; from 1 to 9; insulated; light gray

www.wago.com/2000-439



Item no.: 2000-440
Jumper; from 1 to 10; insulated; light gray

www.wago.com/2000-440



Item no.: 210-103
Wire commoning chain; insulated; black

www.wago.com/210-103

Tool

Operating tool



Item no.: 210-648
Operating tool; Blade: 2.5 x 0.4 mm; with a partially insulated shaft; angled; short

www.wago.com/210-648



Item no.: 210-647
Operating tool; Blade: 2.5 x 0.4 mm; with a partially insulated shaft; multicoloured

www.wago.com/210-647



Item no.: 210-719
Operating tool; Blade: 2.5 x 0.4 mm; with a partially insulated shaft

www.wago.com/210-719

Subject to changes. Please also observe the further product documentation!



Downloads

Documentation

Additional Information

Technical Section	pdf	Download
Technical explanations	2.2 MB	

CAD/CAE-Data

CAD data

2D/3D Models 2250-1204	URL	Download
------------------------	-----	----------

CAE data

ZUKEN Portal 2250-1204	URL	Download
------------------------	-----	----------

EPLAN Data Portal 2250-1204	URL	Download
-----------------------------	-----	----------

	URL	Download
--	-----	----------

Environmental Product Compliance

Compliance Search


Environmental Product Compliance 2250-1204	URL	Download
--	-----	----------

2-conductor miniature through terminal block; with push-button; 1 mm²; with test port; side and center marking; for DIN-15 rail; Push-in CAGE CLAMP®; 1,00 mm²; blue

Installation Notes

Installation

Subject to changes. Please also observe the further product documentation!



Conductor termination




Insert solid conductors via push-in termination.



Insert ferruled conductors via push-in termination.



Insert fine-stranded conductors via operating tool.




Remove all conductors via operating tool.

Commoning


Subject to changes. Please also observe the further product documentation!




Insert a delta jumper and push down until it hits the backstop (example shows terminal blocks with push-buttons).



Marking strip (2009-110) inserted in the marking slot with jumper symbols of the inserted jumper (delta jumper) (example shows terminal blocks with push-buttons)



Insert a star point jumper and push down until it hits the backstop (example shows terminal blocks with push-buttons).



Marking strip (2009-110) inserted in the marking slot with jumper symbols of the inserted jumper (2000-405/011-000 Delta Jumper) (example shows terminal blocks with push-buttons)


Testing




Testing with a 2 mm \varnothing 210-136 Test Plug (max. 42 V).

Subject to changes. Please also observe the further product documentation!

Marking



Snapping a marking strip into the marker slot.



Snapping a marking strip (2009-110) into a marker slot.

Product family

TOPJOB® S

TOPJOB® S: In various industrial applications and modern building installations, WAGO's wide and versatile range of rail-mount terminal blocks provides more than just reliable electrical connections.

[Show all products from the family](#)

Subject to changes. Please also observe the further product documentation!