

PAGE 1/2

ISSUE 09-03-21

SERIE : SPDT ZC

PART NUMBER : R585F13200

RF CHARACTERISTICS

Frequency range : **0 - 26.5 GHz**
Impedance : **50 Ohms**

| Frequency (GHz) | DC - 3 | 3 - 8 | 8 - 12.4 | 12.4 - 18 | 18 - 26.5 |
|--------------------|----------------|----------------|----------------|----------------|----------------|
| VSWR max | 1.20 | 1.30 | 1.40 | 1.50 | 1.70 |
| Insertion loss max | 0.20 dB | 0.30 dB | 0.40 dB | 0.50 dB | 0.70 dB |
| Isolation min | 80 dB | 70 dB | 60 dB | 60 dB | 55 dB |
| Average power (*) | 240 W | 150 W | 120 W | 100 W | 40 W |

ELECTRICAL CHARACTERISTICS

Actuator : **FAILSAFE**
Nominal current ** : **205 mA**
Actuator voltage (Vcc) : **28V (24 to 30V)**
Terminals : **solder pins (250°C max. / 30 sec.)**

MECHANICAL CHARACTERISTICS

Connectors : **SMA female per MIL-C 39012**
Life : **2 million cycles**
Switching Time*** : **< 10 ms**
Construction : **Splashproof**
Weight : **< 100 g**

ENVIRONMENTAL CHARACTERISTICS

Operating temperature range : **-40°C to +85°C**
Storage temperature range : **-55°C to +85°C**

(* Average power at 25°C per RF Path)

(** At 25° C ±10%)

(*** Nominal voltage ; 25° C)



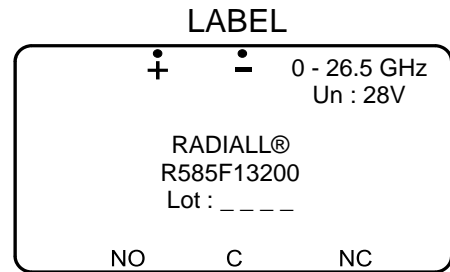
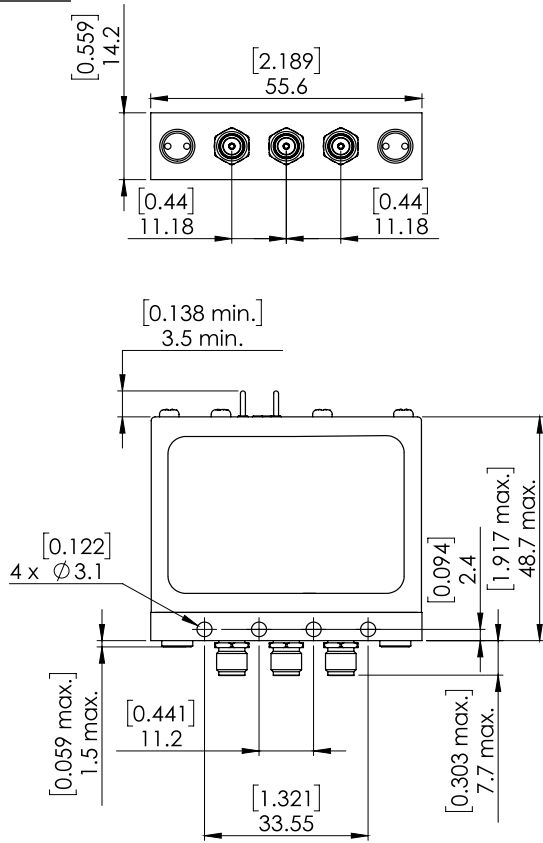
PAGE 2/2

ISSUE 09-03-21

SERIE : SPDT ZC

PART NUMBER : R585F13200

DRAWING

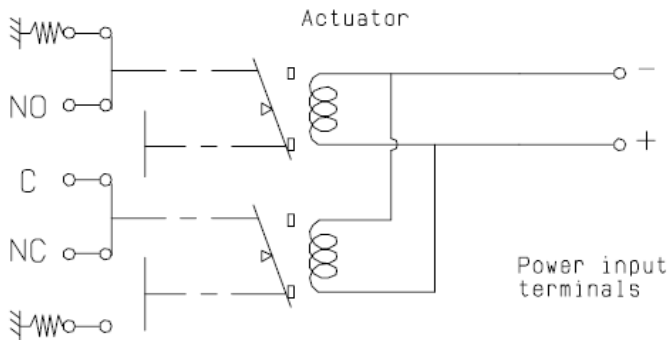


General tolerances : ±0,5 mm [0,02 in]

SCHEMATIC DIAGRAM

RF input

50Ω Termination



50Ω Termination

Position : de-energized

| Position | RF Continuity |
|--------------|---------------|
| De-energized | C↔NC / NO↔50Ω |
| energized | C↔NO / NC↔50Ω |