

# Contact insert - HC-B16-I-TPT-F - 1423020

Please be informed that the data shown in this PDF Document is generated from our Online Catalog. Please find the complete data in the user's documentation. Our General Terms of Use for Downloads are valid (<http://phoenixcontact.com/download>)



Contact insert, number of positions: 16+PE, size: B16, number of connections per position: 2, Socket, Push-in connection, 500 V, 10 A, 0.25 mm<sup>2</sup> ... 1.5 mm<sup>2</sup>, application: Power

## Your advantages

- For fast coding with plastic profile
- Significant time savings during conductor connection



## Key Commercial Data

Packing unit	1 pc
GTIN	
GTIN	4055626322735

## Technical data

### General

Note	For HEAVYCON housing B16 and B32
	Connectors may be operated only when there is no load/voltage.
	For solid conductors or stranded conductors with ferrules
Connection method	Push-in connection
Number of connections per position	2
Degree of pollution	3
Overvoltage category	III
Number of positions	16+PE
Insertion/withdrawal cycles	≥ 500
Size	B16
Contact numbering	1 - 16
Conductor cross section	0.25 mm <sup>2</sup> ... 1.5 mm <sup>2</sup> (with ferrule)
Connection cross section AWG	24 ... 16 (with ferrule)
Stripping length of the individual wire	8 mm ±1 mm

# Contact insert - HC-B16-I-TPT-F - 1423020

## Technical data

### General

Assembly instructions	To ensure correct use, installation in housing with IP54 protection or better is required
Connection	Connectors may only be actuated when there is no load/voltage.

### Ambient conditions

Ambient temperature (operation)	-40 °C ... 125 °C
---------------------------------	-------------------

### Material data

Contact material	Copper alloy
Contact surface material	Ag
Contact carrier material	PC

### Electrical characteristics

Rated voltage (III/3)	500 V
Rated surge voltage	6 kV
Rated current	10 A

### Standards and Regulations

Constructional and testing regulations	DIN EN 61984
	DIN EN 60664
	IEC 60352
Flammability rating according to UL 94	V0

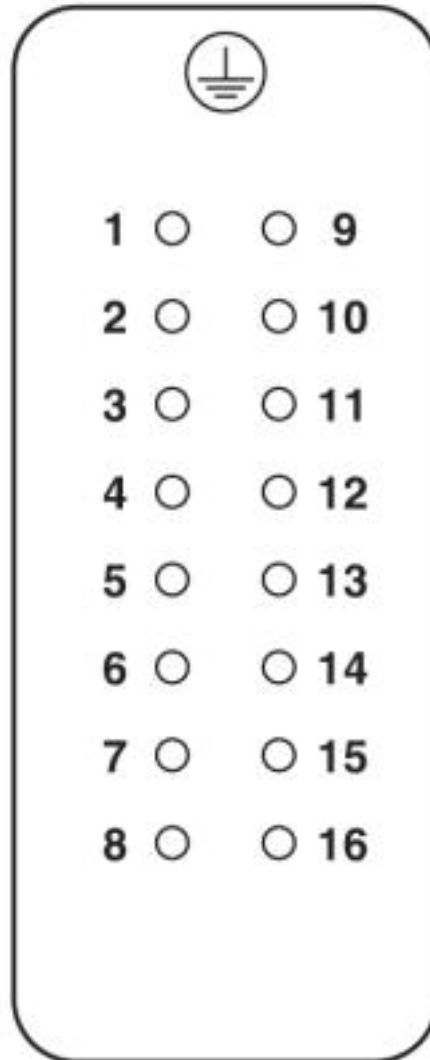
### Environmental Product Compliance

China RoHS	Environmentally Friendly Use Period = 50
	For details about hazardous substances go to tab "Downloads", Category "Manufacturer's declaration"

## Drawings

## Contact insert - HC-B16-I-TPT-F - 1423020

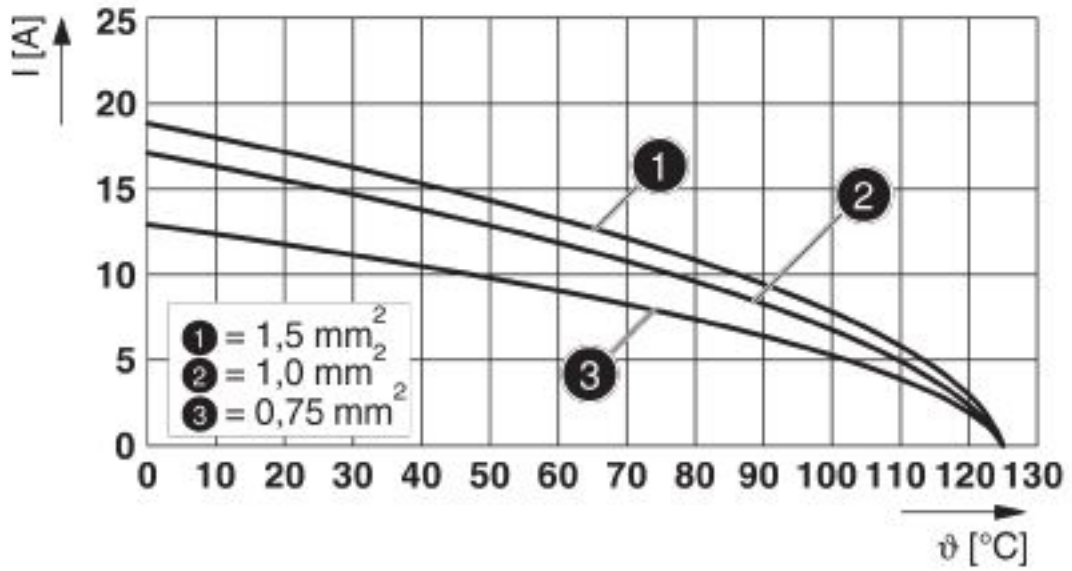
Schematic diagram



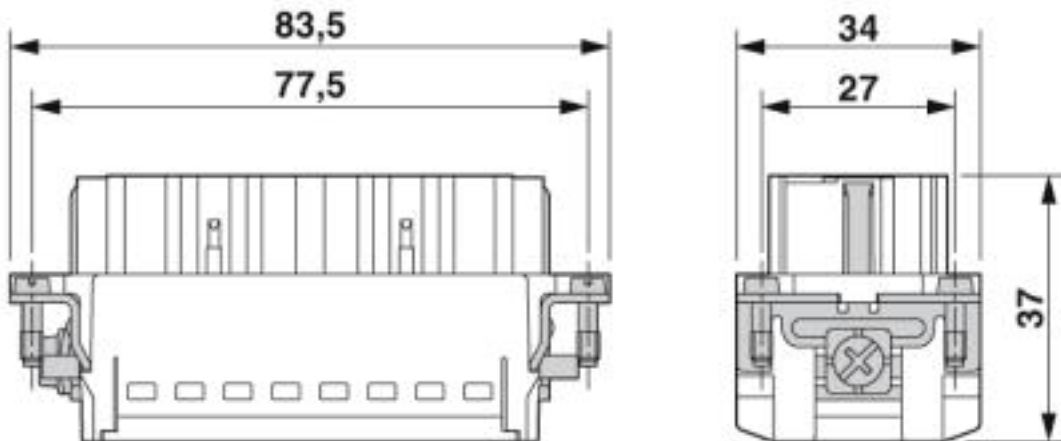
Connector pin assignment, connection side

# Contact insert - HC-B16-I-TPT-F - 1423020

Diagram

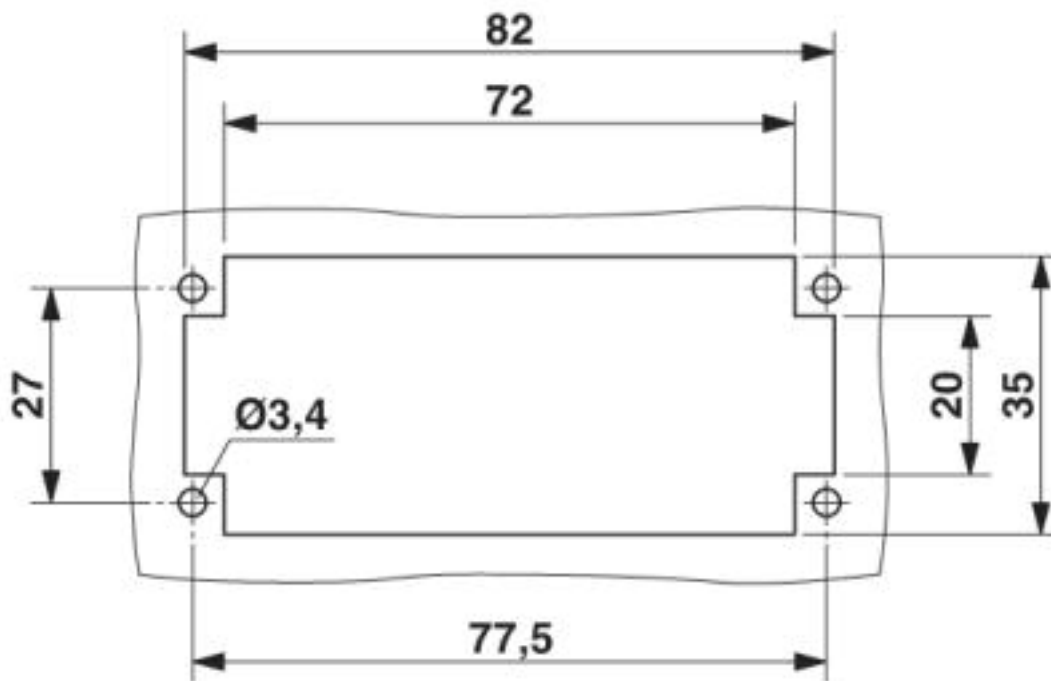


Dimensional drawing



# Contact insert - HC-B16-I-TPT-F - 1423020

Dimensional drawing



Mounting cutout when used without housing

## Approvals

Approvals

Approvals

CSA / UL Recognized / EAC


Ex Approvals


## Approval details

CSA		<a href="http://www.csagroup.org/services-industries/product-listing/">http://www.csagroup.org/services-industries/product-listing/</a>	13631
Nominal voltage UN	600 V		
Nominal current IN	11 A		
mm <sup>2</sup> /AWG/kcmil	16		

## Contact insert - HC-B16-I-TPT-F - 1423020

### Approvals

UL Recognized		<a href="http://database.ul.com/cgi-bin/XYV/template/LISEXT/1FRAME/index.htm">http://database.ul.com/cgi-bin/XYV/template/LISEXT/1FRAME/index.htm</a>	E118976
Nominal voltage UN		600 V	
Nominal current IN		14 A	
mm <sup>2</sup> /AWG/kcmil		16	

EAC		RU C- DE.AI30.B.01102
-----	---	--------------------------

Phoenix Contact 2019 © - all rights reserved  
<http://www.phoenixcontact.com>

PHOENIX CONTACT GmbH & Co. KG  
Flachsmarktstr. 8  
32825 Blomberg  
Germany  
Tel. +49 5235 300  
Fax +49 5235 3 41200  
<http://www.phoenixcontact.com>