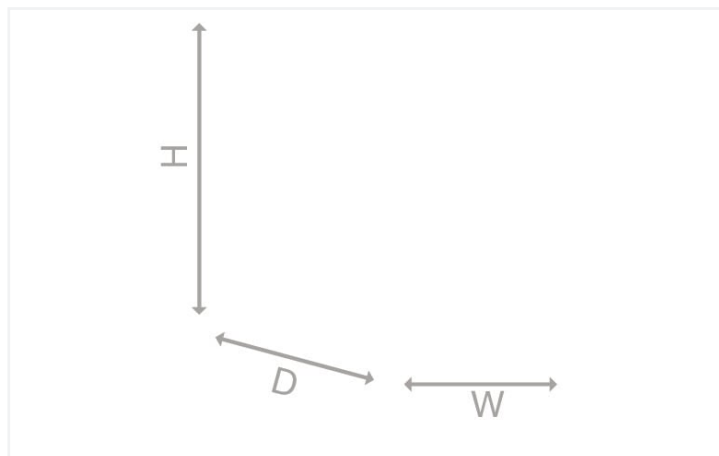
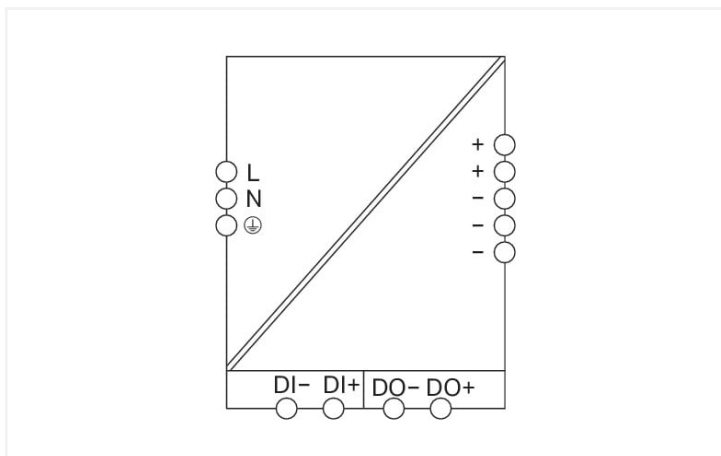


Data Sheet | Item Number: 2787-2135

Power supply; Pro 2; 1-phase; 12 VDC output voltage; 15 A output current; Top-Boost + PowerBoost; communication capability

<https://www.wago.com/2787-2135>



Features:

- Power supply with TopBoost, PowerBoost and configurable overload behavior
- Configurable digital signal input and output, optical status indication, function keys
- Communication interface for configuration and monitoring
- Optional connection to IO-Link, EtherNet/IP, Modbus TCP or Modbus RTU
- Suitable for both parallel and series operation
- Natural convection cooling when horizontally mounted
- Pluggable connection technology
- Electrically isolated output voltage (SELV/PELV) per EN 61010-2-201/UL 61010-2-201
- Marker slot for WAGO marking cards (WMB) and WAGO marking strips

Technical data

Input	
Phases	1
Nominal input voltage $U_{i, nom}$	1 x AC 100 ... 240 V
Input voltage range	1 x AC 90 ... 264 V; DC 130 ... 240 V
Nominal mains frequency range	50 ... 60 Hz
Input current I_i	≤ 2 A (240 VAC; nominal load)
Inrush current	≤ 12 A (after 1 ms)
Power factor correction (PFC)	active
Mains failure hold-up time	≥ 40 ms (230 VAC)

Output	
Nominal output voltage $U_{o, nom}$	DC 12 V (SELV)
Default setting	DC 12 V
Nominal output current $I_{o, nom}$	15 A (12 VDC)
Nominal output power	180 W
Deviation	≤ 1 %
Residual ripple	≤ 70 mV (Peak-to-peak)
Current limitation	$1.1 \times I_{o, nom}$ (typ.)
Overload behavior	TopBoost/PowerBoost/Time-limited constant current mode (other overload behaviors can be set)
PowerBoost	DC 22.5 A (5 s)

Output

TopBoost	up to 600 %
----------	-------------

Signaling and Communication

Signaling	Optical status indication (DC OK; load; warning and error states) Digital signal input and output (DI/DO)
Communication	USB (Communication Cable 750-923) Ethernet/IP (Communication Module 2789-9023) IO-Link (Communication Module 2789-9080) Modbus RTU (Communication Module 2789-9015) Modbus TCP (Communication Module 2789-9052)

Efficiency/power losses

Power loss P_1	≤ 0.8 W (Standby); ≤ 2.3 W (No load); ≤ 14 W (230 VAC; nominal load)
Efficiency (typ.)	95.3 %

Circuit protection

Internal fuse	T 6.3 A / 250 VAC
Backup fusing (required)	An external DC fuse is required for the DC input voltage.
Backup fusing (recommended)	16 A (for USA/Canada: 15 A)

Safety and protection

Isolation voltage (pri.-sec., AC)	3510 V
Isolation voltage (pri.-PE, AC)	2200 V
Isolation voltage (sec.-PE)	DC 0.5 kV
Isolation voltage (sec.-signal)	DC 0.5 kV
Protection class	I
Protection type	IP20; per EN 60529
Overvoltage category	III (≤ 2000 m a.s.l.); II (> 2000 m a.s.l.)
Pollution degree	2
Transient suppression (primary)	Yes
Short-circuit-protected	Yes
Open-circuit-proof	Yes
Parallel operation	Yes
Series operation	Yes
MTBF	$> 1,200,000$ h (per IEC 61709)

Connection data

Connection type 1	Input/output/signaling
Connection technology	CAGE CLAMP®
WAGO connector	WAGO 721 Series
Solid conductor	0.08 ... 2.5 mm ² / 28 ... 12 AWG
Fine-stranded conductor	0.08 ... 2.5 mm ² / 28 ... 12 AWG
Fine-stranded conductor; with insulated ferrule	2.5 ... 1.5 mm ² / 12 ... 16 AWG
Fine-stranded conductor; with uninsulated ferrule	1.5 ... 0.08 mm ² / 16 ... 28 AWG
Strip length	8 ... 9 mm / 0.31 ... 0.35 inches

Physical data

Width	70 mm / 2.756 inches
Height	130 mm / 5.118 inches
Depth from upper-edge of DIN-rail	130 mm / 5.118 inches
Note (dimensions)	Height without connector Height with connector: 166 mm

Mechanical Data

Mounting type	DIN-35 rail
---------------	-------------

Material Data

Fire load	0 MJ
Weight	1000 g

Environmental requirements

Ambient temperature (operation at U_N)	-25 ... +70 °C (Device starts at -40 °C (type-tested))
Surrounding air temperature (storage)	-40 ... +85 °C
Relative humidity	5 ... 96 % (no condensation permissible)
Derating	See instruction leaflet
Operating altitude (max.)	5000 m

Standards and specifications

Conformity marking	CE
Standards/specifications	EN 61010-1 EN 61010-2-201 EN 61204-3 UL 61010-1 UL 61010-2-201

Commercial data

ETIM 8.0	EC002540
ETIM 7.0	EC002540
PU (SPU)	1 pcs
Country of origin	CN
GTIN	4066966121377
Customs tariff number	85044083900

Approvals / Certificates

General approvals



Approval	Standard	Certificate Name
UL Underwriters Laboratories Inc.	UL 61010-2-201	E255817

Approvals for hazardous areas




Approval	Standard	Certificate Name
UL Underwriters Laboratories Inc. (HAZARDOUS LOCA- TIONS)	UL 121201	E198726

Downloads

Environmental Product Compliance

Compliance Search



Environmental Product Compliance 2787-2135 

Documentation

Manual

Product Manual Power supply; Pro 2; 1-phase; 12 VDC output voltage; 15 A output current;	V 1.0.2 18.02.2022	pdf 8158.38 KB	
--	-----------------------	-------------------	---

Bid Text


2787-2135	11.05.2022	xml 8.66 KB	
2787-2135	11.05.2022	docx 32.29 KB	

Instruction Leaflet

Power supply; Pro 2; 1-phase; 12 VDC output voltage; 15 A output current;	V 1.0.0 03.05.2021	pdf 4316.21 KB	
---	-----------------------	-------------------	---


CAD/CAE-Data

CAD data

2D/3D Models 2787-2135	
------------------------	--

Runtime Software

Firmware

2787-2135, Stromversorgung; Pro 2	V 010513 13.10.2021	zip 987.13 KB	
-----------------------------------	------------------------	------------------	---

1 Compatible Products

1.1 Optional Accessories

1.1.1 Communication

1.1.1.1 Communication module



Item No.: 2789-9023
Communication module; EtherNet/IP; communication capability

Item No.: 2789-9080
Communication module; IO-Link; communication capability

Item No.: 2789-9015
Communication module; Modbus RTU; RJ45; communication capability

Item No.: 2789-9052
Communication module; Modbus TCP; communication capability

1.1.2 Marking

1.1.2.1 Marker carrier



Item No.: 2789-1233

Marker carrier; for WMB or marking strips;
Length: 33 mm