

Type 3 surge protection device - PT 2-PE/S-60AC/FM - 2800961

Please be informed that the data shown in this PDF Document is generated from our Online Catalog. Please find the complete data in the user's documentation. Our General Terms of Use for Downloads are valid (<http://phoenixcontact.com/download>)




Pluggable type 3 arrester (device protection) for single-phase power supply networks with separate N and PE (3-conductor system: L1, N, PE) with remote indication contact.

The figure shows the PT 2-PE/S-230AC/FM version



Key Commercial Data

Packing unit	10 pc
GTIN	 4 046356 660266
GTIN	4046356660266

Technical data

Dimensions

Height	90 mm
Width	17.7 mm
Depth	65.5 mm
Horizontal pitch	1 Div.

Ambient conditions

Degree of protection	IP20
Ambient temperature (operation)	-40 °C ... 85 °C

General

Housing material	PA
Flammability rating according to UL 94	V0
Color	black
Standards for clearances and creepage distances	IEC 60664-1
Type	DIN rail module, two-section, divisible
Mounting type	DIN rail: 35 mm

Type 3 surge protection device - PT 2-PE/S-60AC/FM - 2800961

Technical data

General

Number of positions	2
Direction of action	1L-N & N-PE

Protective circuit

EN type	T3
Nominal voltage U_N	60 V AC
Arrester rated voltage U_C	100 V AC
	95 V DC
Nominal frequency f_N	50 Hz
	60 Hz
Residual current I_{PE}	$\leq 1.5 \mu A$
Nominal discharge current I_n (8/20) μs	2.5 kA
Nominal discharge current I_n (8/20) μs (L-N)	2.5 kA
Max. discharge current I_{max} (8/20) μs	6.5 kA
Combination wave U_{OC}	4 kV
Voltage protection level U_p (L-N)	$\leq 400 V$
Residual voltage at I_n , (L-N)	$\leq 420 V$
Response time t_A (L-N)	$\leq 25 ns$
Response time t_A (L-PE)	$\leq 100 ns$
Response time t_A (N-PE)	$\leq 100 ns$
Max. required back-up fuse	25 A (gL)
	25 A (MCB B/C)
Short-circuit withstand capability I_P with max. backup fuse (r.m.s.)	1.5 kA
Surge protection fault message	Optical, remote indicator contact

Non-heating apparatus connection, power supply

Connection method	Screw connection
Connection method IN	Screw terminal blocks
Connection method OUT	Screw terminal blocks
Screw thread	M3
Tightening torque	0.5 Nm
Stripping length	8 mm
Conductor cross section flexible min.	0.2 mm ²
Conductor cross section flexible max.	2.5 mm ²
Conductor cross section solid min.	0.2 mm ²
Conductor cross section solid max.	4 mm ²
Conductor cross section AWG min.	24
Conductor cross section AWG max.	12

Remote indication contact

Connection name	Remote fault indicator contact
Switching function	N/C contact

Type 3 surge protection device - PT 2-PE/S-60AC/FM - 2800961

Technical data

Remote indication contact

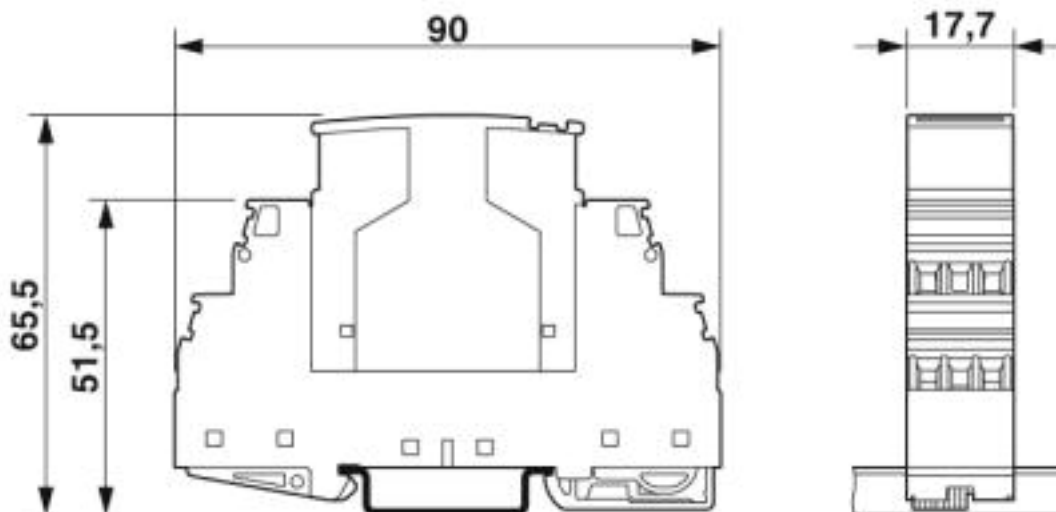
Connection method	Screw connection
Screw thread	M3
Tightening torque	0.8 Nm
Stripping length	8 mm
Conductor cross section flexible min.	0.2 mm ²
Conductor cross section flexible max.	2.5 mm ²
Conductor cross section solid min.	0.2 mm ²
Conductor cross section solid max.	4 mm ²
Conductor cross section AWG min.	24
Conductor cross section AWG max.	12
Maximum operating voltage U_{max} AC	250 V
Max. operating current I_{max}	3 A AC

Standards and Regulations

Standards/specifications	IEC 61643-1 2005
	EN 61643-11/A11 2007
	UL 1449 ed. 2

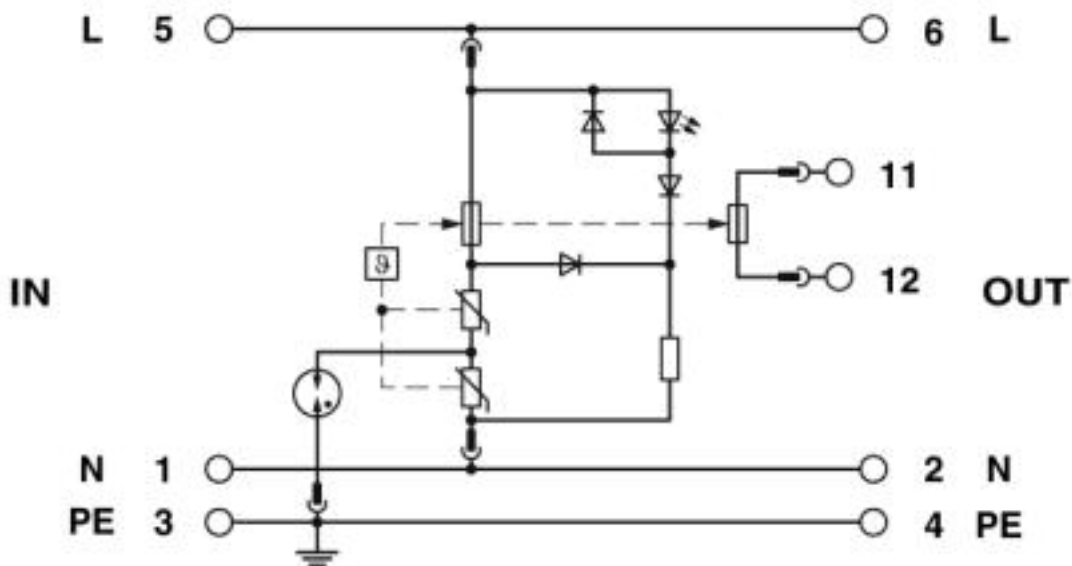
Drawings

Dimensional drawing



Type 3 surge protection device - PT 2-PE/S-60AC/FM - 2800961

Circuit diagram



Phoenix Contact 2019 © - all rights reserved
<http://www.phoenixcontact.com>

PHOENIX CONTACT GmbH & Co. KG
Flachsmarktstr. 8
32825 Blomberg
Germany
Tel. +49 5235 300
Fax +49 5235 3 41200
<http://www.phoenixcontact.com>