

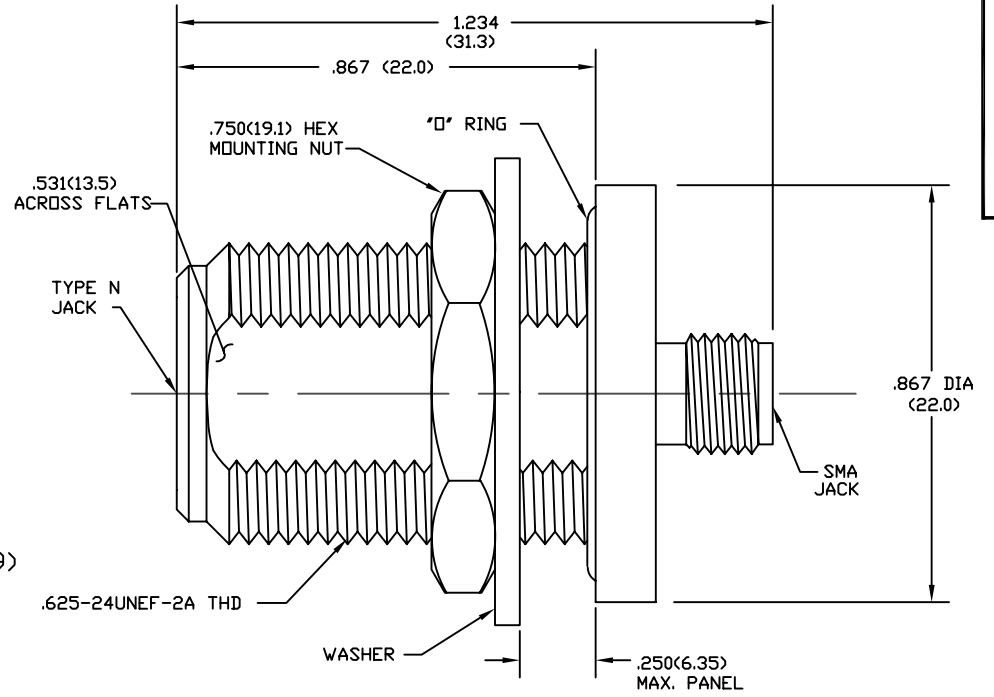
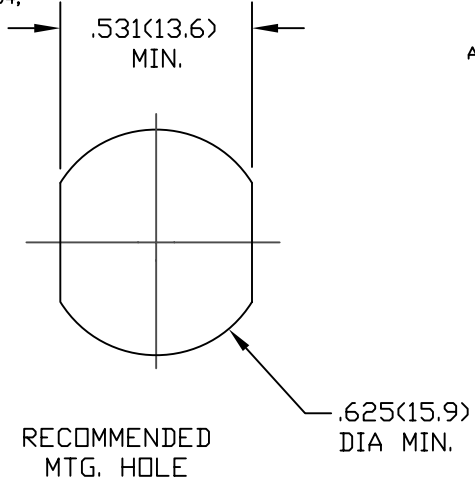
MODEL NUMBER
ADT-2840-NF-SMF-02

NOTES:

- 1.0 MATERIALS:
 1.1 HOUSING, NUT & WASHER: STAINLESS STEEL PER ASTM-A582, TYPE 303
 1.2 CENTER CONTACT: BERYLLIUM COPPER ROD ALLOY C172, PER ASTM-B196.
 1.3 DIELECTRIC: PTFE FLUOROCARBON PERASTM-D1457.

- 2.0 PLATING:
 2.1 HOUSING, NUT & WASHER: PASSIVATED PER MIL-F-14072 AND QQ-P-35
 2.2 CENTER CONTACT: GOLD PER MIL-G-45204, TYPE II, CLASS 2.


- 3.0 ELECTRICAL SPECIFICATIONS.
 3.1 FREQUENCY RANGE: DC-18.0 GHz
 3.2 VSWR: 1.20:1 MAX.



REV.	DESCRIPTION	DATE
-	RELEASED	10/23/92
A	ECN 17966	5/23/01

NOTICE: The information contained in this drawing is proprietary and must not be used without the permission of Emerson Network Power.

UNLESS OTHERWISE NOTED DIMENSIONS ARE IN INCHES AND TOLERANCES ARE:
 3 PLACE DECIMALS ±.005
 2 PLACE DECIMALS ±.02
 FRACTIONS ±1/64
 PARALLELITY: T.I.R.
 FLATNESS: T.I.R.
 CONCENTRICITY: T.I.R.
 ANGLES AND PERPENDICULARITY: ±1'

CAGE CODE 34078		MIDWEST MICROWAVE	
		TITLE ADAPTER OUTLINE DRAWING	
DRAWN/DATE M. HOLLMANN 10/21/92 CHECKED/DATE A. BEATTY 10/22/92	ENG./DATE A. J. O. 10/22/92 APPROVED/DATE C. RIGGE 5/23/01	DRAWING NUMBER ADT-2840-NF-SMF-02-01	REV. A
SCALE: 5=1		SHEET 1 of 1	