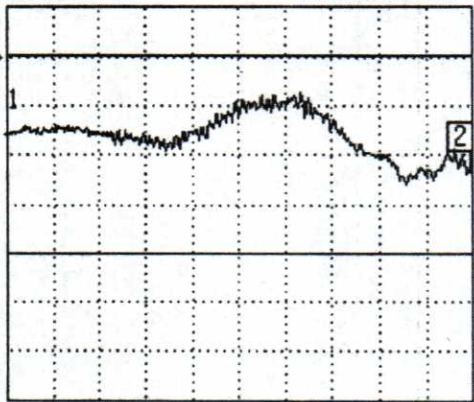
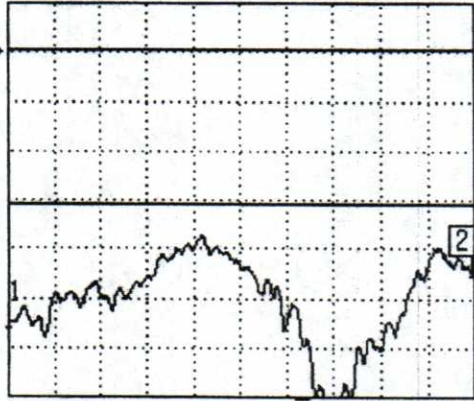


S21 TRANS LOG MAG.  
▶0.000 dB 0.200 dB/DIU



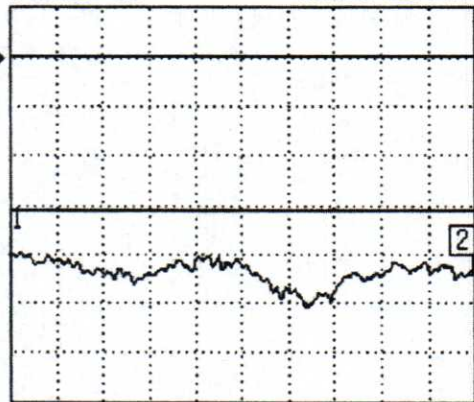
18.000000 GHz 26.500000

S11 REFL LOG MAG.  
▶0.000 dB 5.000 dB/DIU



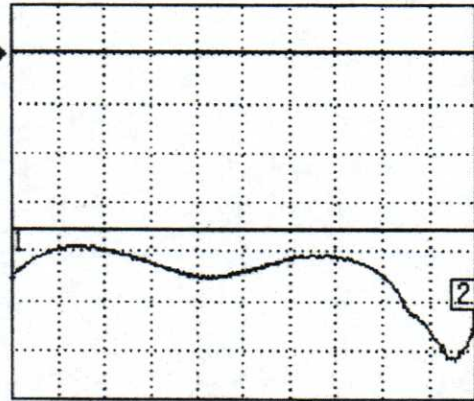
18.000000 GHz 26.500000

S22 REFL LOG MAG.  
▶0.000 dB 5.000 dB/DIU



18.000000 GHz 26.500000

S12 TRANS LOG MAG.  
▶0.000 dB 5.000 dB/DIU



18.000000 GHz 26.500000

CH 1 - S21  
REFERENCE PLANE  
0.0000 mm

MARKER 2  
26.500000 GHz  
-0.476 dB

MARKER TO MAX  
MARKER TO MIN

1 18.000000 GHz  
-0.324 dB

▶MARKER READOUT  
FUNCTIONS

D3C 1826 - circulator

18.00 - 26.50 GHz

Isolation: 18 dB Min

Insertion Loss: 0.80 dB Max

VSWR: 1.40:1 Max

SMA-F All 3 Ports