

PAGE 1/2

ISSUE 30.01.15

SERIE : DPDT

PART NUMBER : R577112035

RF CHARACTERISTICS

Frequency range : **0 - 12.4 GHz**
 Impedance : **50 Ohms**

Frequency (GHz)	DC - 1	1 - 2	2 - 3	3 - 8	8 - 12.4
VSWR max	1.15	1.20	1.25	1.35	1.50
Insertion loss max	0.15 dB	0.20 dB	0.25 dB	0.35 dB	0.50 dB
Isolation min	85 dB	80 dB	75 dB	70 dB	60 dB
Average power (*)	700 W	500 W	400 W	250 W	200 W

ELECTRICAL CHARACTERISTICS

Actuator : **FAILSAFE**
 Nominal current ** : **340 mA**
 Actuator voltage (Vcc) : **12V (10.2 to 13V)**
 Terminals : **9 pins D-SUB male connector**

MECHANICAL CHARACTERISTICS

Connectors : **N female per MIL-C 39012**
 Life : **2.5 million cycles**
 Switching Time*** : **< 15 ms**
 Construction : **Splashproof**
 Weight : **< 215 g**

ENVIRONMENTAL CHARACTERISTICS

Operating temperature range : **-40°C to +85°C**
 Storage temperature range : **-55°C to +85°C**

(* Average power at 25°C per RF Path)

(** At 25° C ±10%)

(*** Nominal voltage ; 25° C)



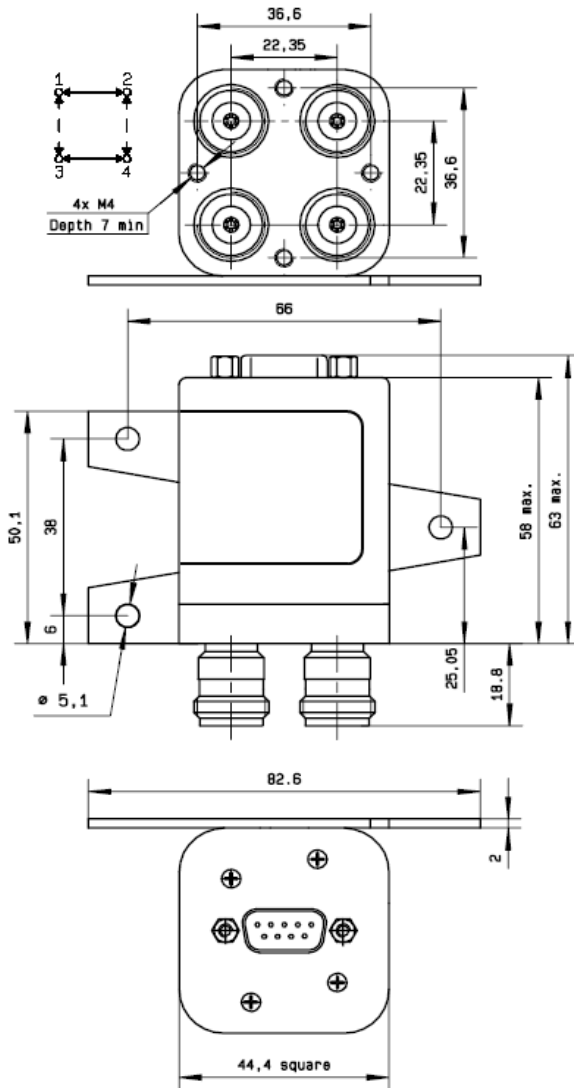
PAGE 2/2

ISSUE 30.01.15

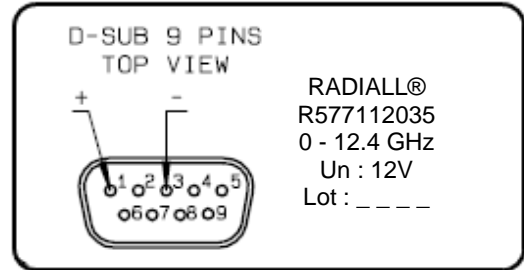
SERIE : DPDT

PART NUMBER : R577112035

DRAWING



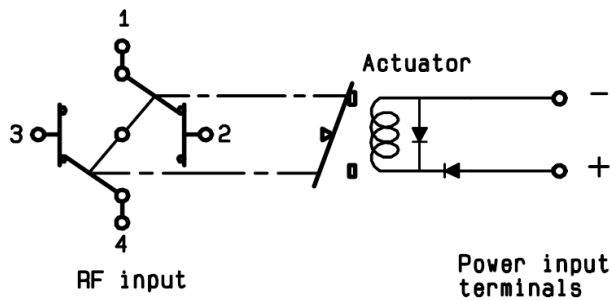
LABEL



General tolerances : ±0.5 mm

SCHEMATIC DIAGRAM

Position : De energized



Voltage	RF Continuity
energized	1 ↔ 3 / 2 ↔ 4
De-energized	1 ↔ 2 / 3 ↔ 4