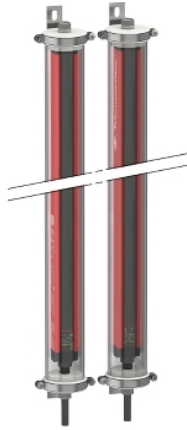


XUSL2E30H091NWC

Safety light curtain type 2, Telemecanique
Safety light curtains XUSL, XUSL IP69K Hand
protection w/o Heating, Std range, Hp = 910
mm, R=30 mm



Main

Range of Product	Telemecanique Safety light curtains XUSL
Product or Component Type	Safety light curtain type 2
Device short name	XUSL2E
Output type	2 safety outputs OSSD solid-state PNP arc suppression)
Product Specific Application	For hand protection
[R] Resolution	1.18 in (30 mm)
[Sn] nominal sensing distance	9.84...32.81 Ft (3...10 m) by cabling 0.00...9.84 ft (0...3 m) by cabling
[Hp] Height protected	35.83 in (910 mm)
Number of beams	46
Type of start / restart	Automatic Manual
External Device Monitoring (EDM)	Selected by wiring

Complementary

Detection system	Transmitter-receiver system
Response Time	13 ms
Kit composition	Adjustable mounting bracket(s) 1 receiver(s) 1 transmitter(s) 1 user guide with certificate of conformity on CD-ROM Silicone o-ring(s) 1 PVC cable(s)
[EAA] effective aperture angle	5 ° at 3 m
Emission	IR LED 0.000037402 in (950 nm)
[Us] rated supply voltage	24 V DC +/- 20 %
Supply	Power supply IEC 61496-1 Power supply IEC 60204-1
[Ie] rated operational current	2 A
Current consumption	42 mA no-load transmitter 83 mA no-load receiver 42 mA transmitter 900 mA with maximum load receiver
Output current limits	0.4 A safety outputs OSSD
Output voltage	24 V
Output circuit type	DC
Maximum voltage drop	<0.5 V
Local signalling	1 multi-colour LED transmitter 2 dual colour LEDs receiver
Electrical connection	1 male connector M12 5 pins transmitter 1 male connector M12 8 pins receiver
Type of cable	Unshielded cable AWG 22 32.81 ft (10 m)
Ohmic cable resistance (per m)	55.31 mOhm

The information provided in this documentation contains general descriptions and/or technical characteristics of the performance of the products contained herein. This documentation is not intended as a substitute for and is not to be used for determining suitability or reliability of these products for specific user applications. It is the duty of any such user or integrator to perform the appropriate and complete risk analysis, evaluation and testing of the products with respect to the relevant specific application or use thereof. Neither Schneider Electric Industries SAS nor any of its affiliates or subsidiaries shall be responsible or liable for misuse of the information contained herein.

Function available	Test Muting through external safety module XPSLCMUT1160 LED display of operating modes and faults Anti-condensation system
Marking	CE
Material	PMMA (polymethyl methacrylate) tube Stainless steel AISI 316L sealing plug PVC (polyvinyl chloride) Cable
Housing colour	Red RAL 3000
Fixing Mode	By fixing brackets
Net Weight	12.24 lb(US) (5.55 kg)
Offer type	Standard distance
Provided Equipment	Without heating system

Environment

Directives	89/655/EEC - work equipment 98/37/EEC - machinery 89/336/EEC - electromagnetic compatibility
Product Certifications	Ecolab CULus CE TÜV
Safety level (correctly wired)	Type 2 IEC 61496-1 Category 2 EN/ISO 13849-1 SIL 1 IEC 61508 SILCL 1 IEC 62061 PL = c EN/ISO 13849-1
Optical characteristic	Resistance to light disturbance EN/IEC 61496-2
Mission time	20 year(s)
Safety reliability data	PFHd = 5.19E-8 1/h IEC 61508
Ambient Air Temperature for Operation	-22...131 °F (-30...55 °C) 14...131 °F (-10...55 °C)
Ambient Air Temperature for Storage	-22...158 °F (-30...70 °C) -13...158 °F (-25...70 °C)
Relative Humidity	0...95 % without condensation
IP degree of protection	IP69K
Shock resistance	10 gn 16 ms IEC 61496-1
Vibration resistance	0.35 +/- 0.05 mm 10...55 Hz IEC 61496-1

Ordering and shipping details

Category	22455-LIGHT CURTAINS - XUSL
Discount Schedule	DS2
GTIN	3389119619875
Nbr. of units in pkg.	1
Package weight(Lbs)	14.95 lb(US) (6.782 kg)
Returnability	No
Country of origin	IT

Packing Units

Unit Type of Package 1	PCE
Package 1 Height	5.31 in (13.5 cm)
Package 1 width	7.68 in (19.5 cm)
Package 1 Length	39.37 in (100 cm)

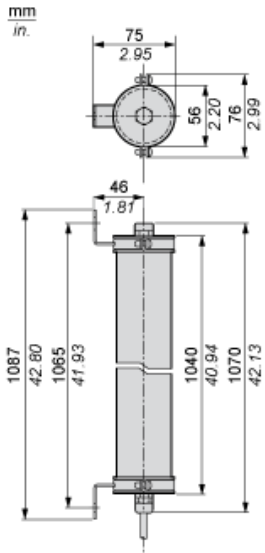
Offer Sustainability

Sustainable offer status	Green Premium product
California proposition 65	WARNING: This product can expose you to chemicals including: Diisononyl phthalate (DINP), which is known to the State of California to cause cancer, and Di-isodecyl phthalate (DIDP), which is known to the State of California to cause birth defects or other reproductive harm. For more information go to www.P65Warnings.ca.gov
REACH Regulation	REACH Declaration
REACH free of SVHC	Yes
EU RoHS Directive	Pro-active compliance (Product out of EU RoHS legal scope) EU RoHS Declaration
Toxic heavy metal free	Yes
Mercury free	Yes
RoHS exemption information	Yes
Environmental Disclosure	Product Environmental Profile
Circularity Profile	End Of Life Information

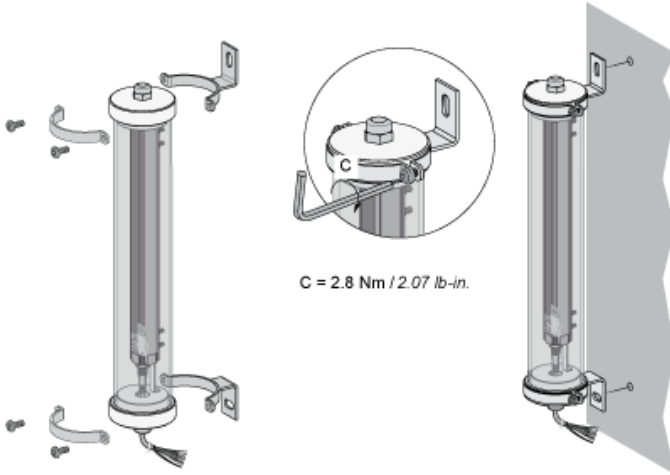
Contractual warranty

Warranty	18 months
----------	-----------

Dimensions



Mounting and Clearance



Wiring Diagrams

Transmitter Pre-wired

Brown: +24 Vdc

White: Configuration_0

Blue: 0 Vdc

Green or Black: Configuration_1

Grey: Functional Earth

Pink: Not connected

Receiver pre-wired

White: Output signal switching device 1

Brown: +24 Vdc

Green: Output signal switching device 2

Yellow: Configuration_A

Grey: K1_K2 Feedback/Restart

Pink: Configuration_B

Blue: 0 Vdc

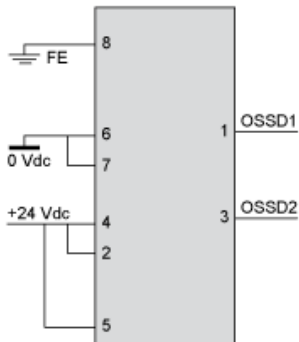
Yellow/Green (or Red): Functional Earth

For configuration_A and configuration_B, please refer to receiver configuration and operating modes

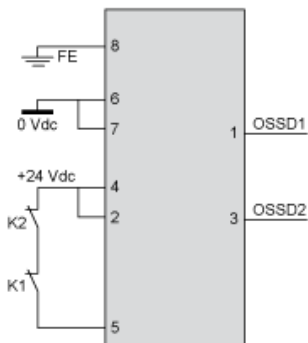
Receiver Configurations and Operating Modes

Automatic Start/Restart

Without External Device Monitoring (EDM) feedback loop



With External Device Monitoring (EDM) feedback loop



Manual Start/Restart

Without External Device Monitoring (EDM) feedback loop



(1) Restart

With External Device Monitoring (EDM) feedback loop



(1) Restart

Connecting to a Safety Interface

Discover
XUSL4E14F016N by

- Characteristics
- Dimensions Drawings
- Mounting and Clearance
- Connections and Schema
- Download & Documents

Download & Documents 1 to 9 of 9

Image of product

Generic image for XUSL standard sensing distance SILENT 2014-12-11 (Se ▼)

Product environmental

XUSL4E..., XUSL2E... Safety Light Curtain, Product Environmental Profile English 2014-09-08 pdf ▼

End of life manual

XUSL4E..., XUSL2E... Safety Light Curtain, Product End-of-Life Instructions English 2014-09-08 pdf ▼

Application solutions

Safety light curtains association with safety interfaces English 2016-01-08 pdf ▼

Catalog

Safety light curtains Preventa XUSL English 2015-05-18 pdf ▼

User guide

XUSL2E..., XUSL4E... Type 2 and Type 4 Safety Light Curtains, User Manual English 2015-06-25 pdf ▼

①

②

1 : Click on Download & Documents

2 : Click on Application solutions

To have all connection schematics concerning our safety module, select "download and document" and download the file "Safety light curtains association with safety interfaces"