

Low Profile Size 2EF/2EC — Push or Pull

LINEAR Low Profile

Size 2EF Short Stroke, Flat Face

Part Number: 124911-0XX

Size 2EC Medium Stroke, Conical Face

Part Number: 123422-0XX

All products are RoHS Compliant

Performance

Maximum Duty Cycle	100%	50%	25%	10%
Maximum ON Time (sec) when pulsed continuously ¹	∞	100	36	7
Maximum ON Time (sec) for single pulse ²	∞	162	44	8
Watts (@ 20°C)	7	14	28	70
Ampere Turns (@ 20°C)	425	602	849	1350



Battery Powered

Coil Data

awg (0XX) ³	Resistance (@20°C)	# Turns ⁴	VDC (Nom)	VDC (Nom)	VDC (Nom)	VDC (Nom)
24	0.68	130	2.2	3.2	4.5	7.1
25	1.16	174	2.8	4.0	5.7	9.0
26	1.96	231	3.6	5.1	7.2	11.5
27	3.16	296	4.5	6.4	9.0	14.4
28	5.10	378	5.7	8.1	11.5	18.2
29	6.94	423	7.0	9.9	13.9	22.0
30	11.03	530	8.8	12.5	17.7	28.0
31	16.85	649	11.0	15.6	22.0	35.0
32	28.15	858	13.9	19.8	28.0	44.0
33	42.75	1036	17.5	25.0	35.0	56.0



High Speed

¹ Continuously pulsed at stated watts and duty cycle

² Single pulse at stated watts (with coil at ambient room temperature 20°C)

³ Other coil awg sizes available — please consult factory

⁴ Reference number of turns

Specifications

Dielectric Strength	1000 VRMS
Recommended Minimum Heat Sink	Maximum watts dissipated by solenoid are based on an unrestricted flow of air at 20°C, with solenoid mounted on the equivalent of an aluminum plate measuring 3 ³ / ₈ " square by 1 ¹ / ₈ " thick
Coil Resistance	24-33 awg, ±5%
Weight	2.25 oz (63.8 gms)
Holding Force 2EF	12.0 lb (53.4 N) @ 105°C
Holding Force 2EC	5.7 lb (25.4 N) @ 105°C

How to Order

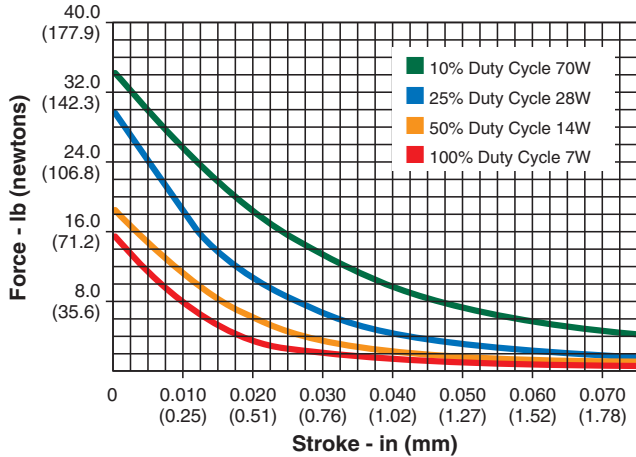
Add the coil awg number (0XX) to the part number (for example: to order a 25% duty cycle unit rated at 9.0 VDC, specify 124911-027).

Please see www.johnsonelectric.com for our list of stock products available through distribution.

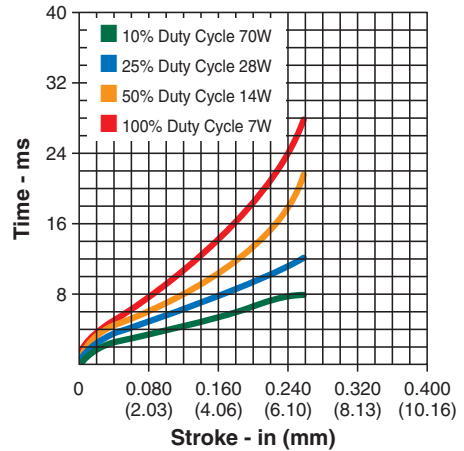
All specifications subject to change without notice.

Low Profile Size 2EF/2EC — Push or Pull

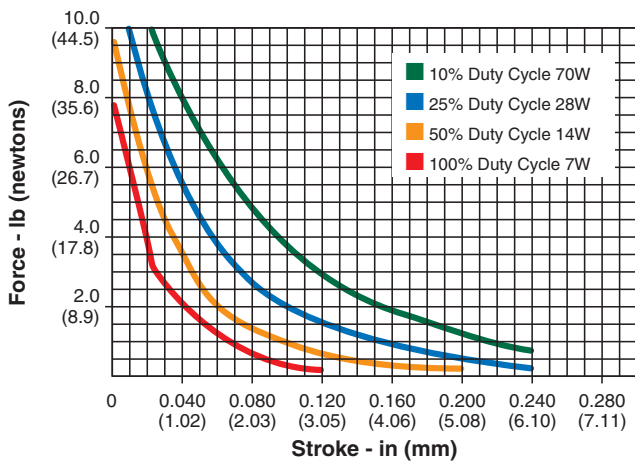
Size 2EF— Typical Force @ 20°C



Size 2EF and 2EC – Typical Speed @ No Load, 20°C



Size 2EC — Typical Force @ 20°C



Force values for reference only.

Dimensions

Inches (mm)

All solenoids are illustrated in energized state

