

PCB terminal block - PTDA 2,5/ 2-5,0 - 1725302

Please be informed that the data shown in this PDF Document is generated from our Online Catalog. Please find the complete data in the user's documentation. Our General Terms of Use for Downloads are valid (<http://phoenixcontact.com/download>)

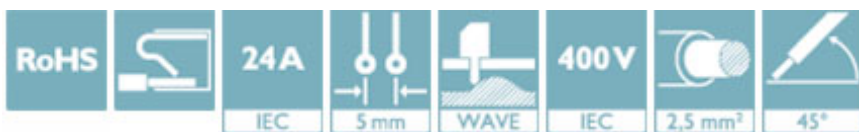
PCB terminal block, nominal current: 24 A, pitch: 5 mm, number of positions: 2, connection method: Push-in spring connection, mounting: Wave soldering, conductor/PCB connection direction: 45 °, color: green




The figure shows a 10-position version of the product

Your advantages

- ✓ Time saving push-in connection, tools not required
- ✓ Defined contact force ensures that contact remains stable over the long term
- ✓ Potentials can be easily looped through – ideal for BUS applications
- ✓ Quick and convenient testing using integrated test option
- ✓ Rounded type for individual device design
- ✓ Two solder pins reduce the mechanical strain on the soldering spots



Key Commercial Data

Packing unit	50 pc
GTIN	 4 046356 129251
GTIN	4046356129251

Technical data

Item properties

Brief article description	PCB terminal block
Range of articles	PTDA 2,5/
Pitch	5 mm
Number of positions	2
Connection method	Push-in spring connection
Mounting type	Wave soldering
Pin layout	Linear double pinning
Number of levels	1
Number of connections	4

PCB terminal block - PTDA 2,5/ 2-5,0 - 1725302

Technical data

Item properties

Number of potentials	2
----------------------	---

Electrical parameters

Rated current	24 A
---------------	------

Connection capacity

Conductor cross section solid	0.2 mm ² ... 2.5 mm ²
Conductor cross section flexible	0.2 mm ² ... 2.5 mm ²
Conductor cross section AWG / kcmil	24 ... 14
Conductor cross section flexible, with ferrule without plastic sleeve	0.5 mm ² ... 2.5 mm ²
Conductor cross section, flexible, with ferrule, with plastic sleeve	0.5 mm ² ... 1 mm ²
2 conductors with same cross section, solid	0.2 mm ² ... 2.5 mm ²
2 conductors with same cross section, flexible	0.2 mm ² ... 2.5 mm ²
2 conductors with same cross section, stranded, ferrules without plastic sleeve	0.5 mm ² ... 2.5 mm ²
2 conductors with same cross section, stranded, with TWIN ferrules with plastic sleeve	0.5 mm ² ... 1 mm ²
Stripping length	10 mm

Material data - contact

Note	WEEE/RoHS-compliant, free of whiskers according to IEC 60068-2-82/ JEDEC JESD 201
Contact material	Cu alloy
Surface characteristics	Tin-plated
Metal surface terminal point (top layer)	Tin (4 - 8 µm Sn)
Metal surface soldering area (top layer)	Tin (4 - 8 µm Sn)

Material data - housing

Insulating material	PA
Insulating material group	I
CTI according to IEC 60112	600
Flammability rating according to UL 94	V0
Glow wire flammability index GWFI according to EN 60695-2-12	850
Glow wire ignition temperature GWIT according to EN 60695-2-13	775
Temperature for the ball pressure test according to EN 60695-10-2	125 °C

Dimensions for the product

Length [l]	16 mm
Width [w]	11.4 mm
Height [h]	19.5 mm
Pitch	5 mm
Height (without solder pin)	16 mm
Solder pin [P]	3.5 mm
Pin spacing	5 mm

PCB terminal block - PTDA 2,5/ 2-5,0 - 1725302

Technical data

Dimensions for the product

Pin dimensions	1 x 0.4 mm
Dimension a	5 mm

Dimensions for PCB design

Hole diameter	1.3 mm
Pin spacing	5 mm

Packaging information

Type of packaging	packed in cardboard
Pieces per package	50
Denomination packing units	Pcs.

Ambient conditions

Ambient temperature (storage/transport)	-40 °C ... 70 °C
Ambient temperature (assembly)	-5 °C ... 100 °C
Ambient temperature (operation)	-40 °C ... 100 °C (dependent on the derating curve)

Termination and connection method

Connection test	IEC 60998-2-2:2002-12
Test result	Test passed
Test for conductor damage and slackening	IEC 60998-2-2:2002-12
	Test passed

Pull-out test

Pull-out test	IEC 60998-2-2:2002-12
	Test passed
Conductor cross section / conductor type / tensile force	0.2 mm ² / solid / > 10 N
	0.2 mm ² / flexible / > 10 N
	2.5 mm ² / solid / > 50 N
	2.5 mm ² / flexible / > 50 N

Electrical tests

Rated current	24 A
Conductor cross section	2.5 mm ²

Air clearances and creepage distances

Rated insulation voltage (III/3)	320 V
Minimum clearance - inhomogeneous field (III/3)	3 mm
Minimum clearance - inhomogeneous field (III/2)	3 mm
Minimum clearance - inhomogeneous field (II/2)	3 mm
Minimum creepage distance value (III/3)	4 mm
Minimum creepage distance value (III/2)	2 mm
Minimum creepage distance value (II/2)	3.2 mm

Current carrying capacity / derating curves

PCB terminal block - PTDA 2,5/ 2-5,0 - 1725302

Technical data

Vibration test

Resistance to ageing, to humidity conditions, to ingress of solid objects and to harmful ingress of water	Test passed IEC 60998-1:2002-12 168 h/100°C 48 h/30 °C/92 %
Test result	Test passed
Test specification	IEC 60998-1:2002-12
Dry heat	168 h/100°C
Humid heat	48 h/30 °C/92 %

Resistance to ageing, humidity and penetration of solids

Test result	Test passed
Test specification	IEC 60998-1:2002-12
Dry heat	168 h/100°C
Humid heat	48 h/30 °C/92 %

Standards and Regulations

Connection in acc. with standard	EN-VDE
	CUL
Flammability rating according to UL 94	V0

Environmental Product Compliance

China RoHS	Environmentally friendly use period: unlimited = EFUP-e
	No hazardous substances above threshold values

Approvals

Approvals

Approvals

CCA / IEC EE CB Scheme / VDE Gutachten mit Fertigungsüberwachung / EAC / cULus Recognized


Ex Approvals


Approval details

CCA	DE1 34029
Nominal voltage UN	250 V
Nominal current IN	24 A
mm ² /AWG/kcmil	0.2-2.5


PCB terminal block - PTDA 2,5/ 2-5,0 - 1725302

Approvals

IECEE CB Scheme		http://www.iecee.org/	DE1-46805
Nominal voltage UN	250 V		
Nominal current IN	24 A		
mm ² /AWG/kcmil	0.2-2.5		

VDE Gutachten mit Fertigungsüberwachung		http://www2.vde.com/de/Institut/Online-Service/VDE-gepruefteProdukte/Seiten/Online-Suche.aspx	40030462
Nominal voltage UN	250 V		
Nominal current IN	24 A		
mm ² /AWG/kcmil	0.2-2.5		

EAC			B.01742
-----	---	--	---------

cULus Recognized		http://database.ul.com/cgi-bin/XYV/template/LISEXT/1FRAME/index.htm	E60425-20030211
	B	D	
Nominal voltage UN	300 V	300 V	
Nominal current IN	15 A	10 A	
mm ² /AWG/kcmil	24-14	24-14	

Phoenix Contact 2019 © - all rights reserved
<http://www.phoenixcontact.com>

PHOENIX CONTACT GmbH & Co. KG
 Flachsmarktstr. 8
 32825 Blomberg
 Germany
 Tel. +49 5235 300
 Fax +49 5235 3 41200
<http://www.phoenixcontact.com>