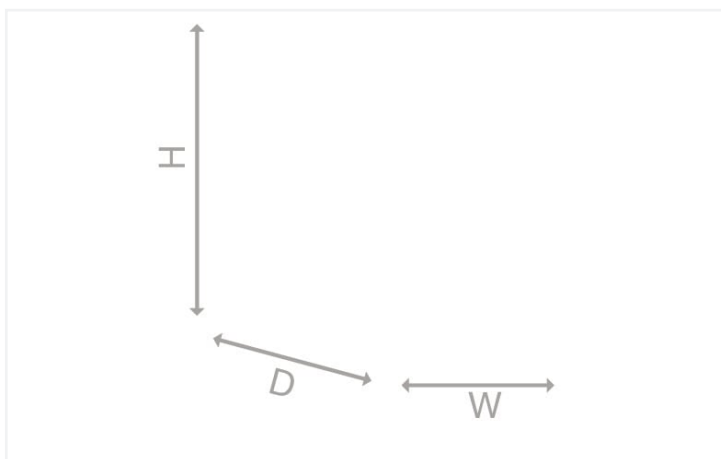
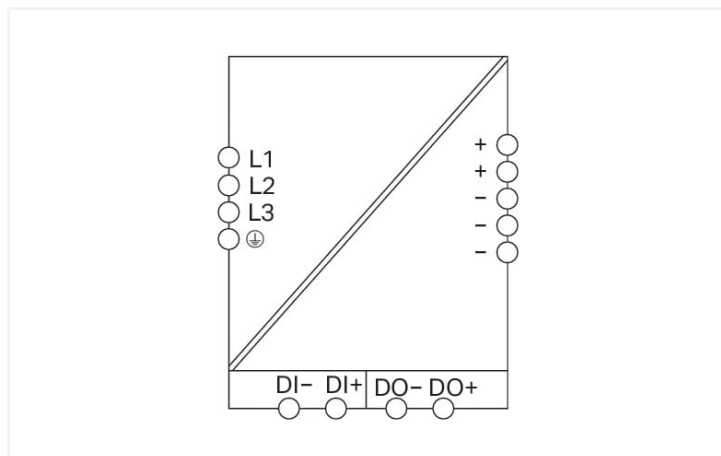


Data Sheet | Item Number: 2787-2344

Power supply; Pro 2; 3-phase; 24 VDC output voltage; 5 A output current; TopBoost + PowerBoost; communication capability

<https://www.wago.com/2787-2344>



Features:

- Power supply with TopBoost, PowerBoost and configurable overload behavior
- Configurable digital signal input and output, optical status indication, function keys
- Communication interface for configuration and monitoring
- Optional connection to IO-Link, EtherNet/IP, Modbus TCP or Modbus RTU
- Suitable for both parallel and series operation
- Natural convection cooling when horizontally mounted
- Pluggable connection technology
- Electrically isolated output voltage (SELV/PELV) per EN 61010-2-201/UL 61010-2-201
- Marker slot for WAGO marking cards (WMB) and WAGO marking strips

Technical data

Input

Phases	3
Nominal input voltage $U_{i, nom}$	3 x AC 400 ... 500 V (Connection without neutral conductor)
Input voltage range	3 x AC 340 ... 550 V
Nominal mains frequency range	50 ... 60 Hz
Input current I_i	$\leq 3 \times 0.4$ A (400 VAC; 24 VDC / 5 A)
Inrush current	≤ 15 A (after 1 ms)
Power factor correction (PFC)	active
Mains failure hold-up time	≥ 20 ms (3 x 400 VAC)

Output

Nominal output voltage $U_{o, nom}$	DC 24 V (SELV)
Output voltage range	DC 24 ... 28 V (adjustable)
Default setting	DC 24 V
Nominal output current $I_{o, nom}$	5 A (24 VDC)
Nominal output power	120 W
Deviation	≤ 1 %
Residual ripple	≤ 70 mV (Peak-to-peak)
Current limitation	$1.1 \times I_{o, nom}$ (typ.)
Overload behavior	TopBoost/PowerBoost/Time-limited constant current mode (other overload behaviors can be set)

Signaling and Communication

Signaling	Optical status indication (DC OK; load; warning and error states) Digital signal input and output (DI/DO)
Communication	USB (Communication Cable 750-923) Ethernet/IP (Communication Module 2789-9023) IO-Link (Communication Module 2789-9080) Modbus RTU (Communication Module 2789-9015) Modbus TCP (Communication Module 2789-9052)

Efficiency/power losses

Efficiency (typ.)	92.5 % (230 VAC; 5 A; 25 °C)
-------------------	------------------------------

Circuit protection

Backup fusing (required)	An external DC fuse is required for the DC input voltage.
Backup fusing (recommended)	3 x 16 A (for USA/Canada: 3 x 15 A)

Safety and protection

Isolation voltage (pri.-sec., AC)	3510 V
Isolation voltage (pri.-PE, AC)	2200 V
Isolation voltage (sec.-PE)	DC 0.5 kV
Isolation voltage (sec.-signal)	DC 0.5 kV
Protection class	I
Protection type	IP20; per EN 60529
Overvoltage category	III (≤ 2000 m a.s.l.); II (> 2000 m a.s.l.)
Pollution degree	2
Transient suppression (primary)	Yes
Overvoltage protection; secondary	Internal protective circuit ≤ 35 VDC (in the event of a fault)
Short-circuit-protected	Yes
Open-circuit-proof	Yes
Parallel operation	Yes
Series operation	Yes
MTBF	$> 1,400,000$ h (per IEC 61709)

Connection data

Connection type 1	Input/signaling
Connection technology	CAGE CLAMP®
WAGO connector	WAGO 721 Series
Solid conductor	0.08 ... 2.5 mm ² / 28 ... 12 AWG
Fine-stranded conductor	0.08 ... 2.5 mm ² / 28 ... 12 AWG
Fine-stranded conductor; with insulated ferrule	0.25 ... 1.5 mm ² / 20 ... 16 AWG
Fine-stranded conductor; with uninsulated ferrule	0.25 ... 2.5 mm ² / 20 ... 14 AWG
Strip length	8 ... 9 mm / 0.31 ... 0.35 inches
Connection type 2	Output
Connection technology 2	Push-in CAGE CLAMP®
WAGO connector 2	WAGO 831 Series
Solid conductor 2	0.5 ... 10 mm ² / 20 ... 8 AWG
Fine-stranded conductor 2	0.5 ... 10 mm ² / 20 ... 8 AWG
Fine-stranded conductor; with insulated ferrule 2	0.5 ... 6 mm ²
Fine-stranded conductor; with uninsulated ferrule 2	0.5 ... 6 mm ²
Strip length 2	13 ... 15 mm / 0.51 ... 0.59 inches

Physical data

Width	40 mm / 1.57 inches
Height	130 mm / 5.118 inches
Depth from upper-edge of DIN-rail	130 mm / 5.118 inches
Note (dimensions)	Height without connector Height with connector: 166 mm

Mechanical Data

Mounting type	DIN-35 rail
---------------	-------------

Material Data

Fire load	0 MJ
Weight	650 g

Environmental requirements



Ambient temperature (operation at U _N)	-25 ... +70 °C (Device starts at -40 °C (type-tested))
Surrounding air temperature (storage)	-40 ... +85 °C
Relative humidity	5 ... 96 % (no condensation permissible)
Derating	See instruction leaflet
Operating altitude (max.)	5000 m

Standards and specifications

Conformity marking	CE
Standards/specifications	EN 61010-1 EN 61010-2-201 EN 61204-3 UL 61010-1 UL 61010-2-201

Commercial data	
ETIM 8.0	EC002540
ETIM 7.0	EC002540
PU (SPU)	1 pcs
Packaging type	Box
Country of origin	CN
GTIN	4066966137828
Customs tariff number	85044083900

Approvals / Certificates

General approvals			Approvals for hazardous areas		
					
Approval	Standard	Certificate Name	Approval	Standard	Certificate Name
UL Underwriters Laboratories Inc.	UL 61010-2-201	UL-US-2219523-0	UL Underwriters Laboratories Inc. (HAZARDOUS LOCA- TIONS)	UL 121201	A-E198726

Downloads

Environmental Product Compliance	
Compliance Search	
Environmental Product Compliance 2787-2344	↓

Documentation

Manual				Bid Text			
Product Manual Power supply; Pro 2; 3-phase; 24 VDC output voltage; 5 A output current	V 1.0.1 15.02.2022	pdf 8129.21 KB	↓	2787-2344	11.05.2022	xml 9.25 KB	↓
				2787-2344	11.05.2022	docx 35.49 KB	↓

Instruction Leaflet			
Stromversorgung Pro 2	V 1.1.0 03.03.2022	pdf 4607.98 KB	↓

CAD/CAE-Data

CAD data

2D/3D Models
2787-2344



CAE data

EPLAN Data Portal
2787-2344



1 Compatible Products

1.1 Optional Accessories

1.1.1 Communication

1.1.1.1 Communication module



[Item No.: 2789-9023](#)

Communication module; EtherNet/IP;
communication capability



[Item No.: 2789-9080](#)

Communication module; IO-Link; commu-
nication capability



[Item No.: 2789-9015](#)

Communication module; Modbus RTU;
RJ45; communication capability



[Item No.: 2789-9052](#)

Communication module; Modbus TCP;
communication capability

1.1.2 Marking

1.1.2.1 Marker carrier



[Item No.: 2789-1233](#)

Marker carrier; for WMB or marking strips;
Length: 33 mm