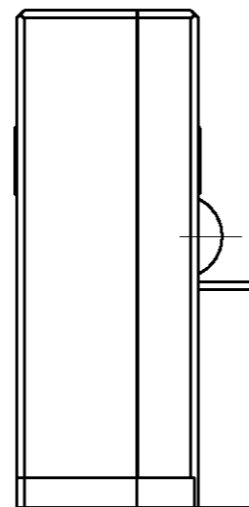
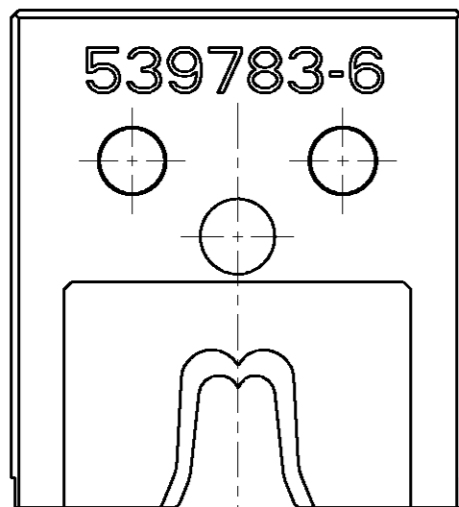


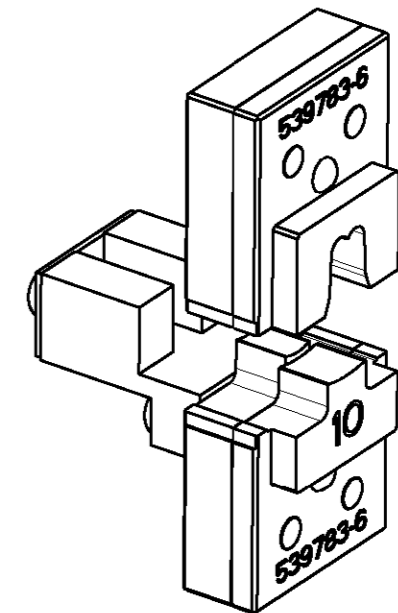
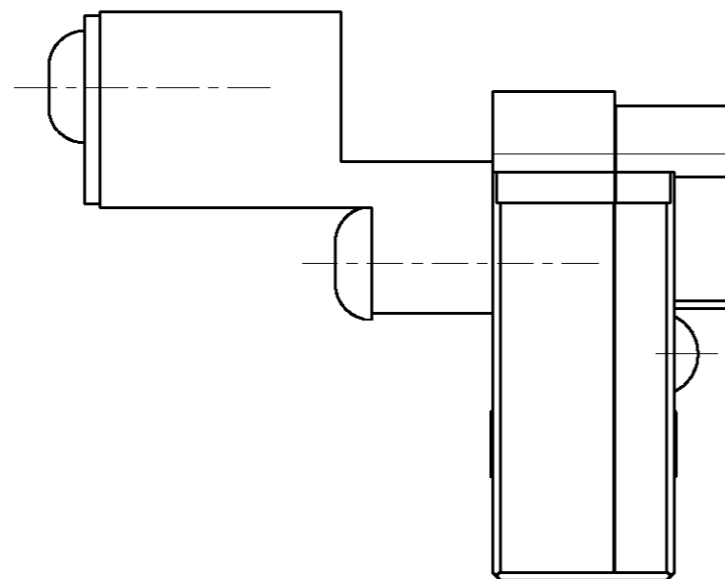
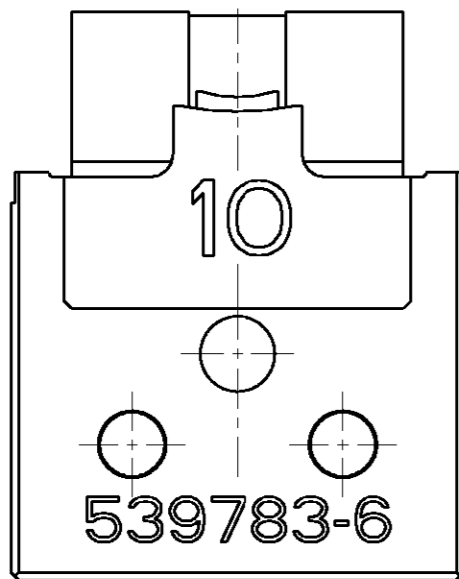
THIS DRAWING IS UNPUBLISHED. RELEASED FOR PUBLICATION 2005  
 © COPYRIGHT 2005 BY TYCO ELECTRONICS CORPORATION. ALL RIGHTS RESERVED.

LOC	DIST	REVISIONS					
A1	-	P	LTR	DESCRIPTION	DATE	DWN	APVD



# DIE SET FOR MCP 9.5 mm

Use this die set with hydraulic hand tool PN 539783-1



1:1

Kontakt	AWG (mm <sup>2</sup> )	Drahtcrimp / Wire Crimp		Isolationscrimp/Insulationcrimp		Isol.Ømm	Betriebsanl.
Contact	Wire Range	Hoehe/Height mm	Breite/Width mm	Hoehe/Height mm	Breite/Width mm	Ins.Range	Instr.Sheet
929150	10	3.84 ±0.05	5.08 F	-----	7.6 F	4.6-6.6	-----

Weight: 200 g

<small>THIS DRAWING IS A CONTROLLED DOCUMENT FOR TYCO ELECTRONICS CORPORATION          IT IS SUBJECT TO CHANGE AND THE CONTROLLING ENGINEERING ORGANIZATION          SHOULD BE CONTACTED FOR THE LATEST REVISION.</small>		DWN Ch.Witt	31JAN2006	<b>tyco</b> <b>Electronics</b>		tyco Electronics AMP GmbH D - 64625 Bensheim	
DIMENSIONS: mm 		TOLERANCES UNLESS OTHERWISE SPECIFIED: 0 PLC ± 1 PLC ± 2 PLC ± 3 PLC ± 4 PLC ± ANGLES ±1°		CHK -	APVD -	NAME DIE SET FOR MCP 9.5 / 10 mm <sup>2</sup> Matrizie fuer MCP 9.5 / 10 mm <sup>2</sup>	
MATERIAL -		FINISH -		PRODUCT SPEC -	APPLICATION SPEC -	SIZE A3	CAGE CODE 00779
				WEIGHT -	DRAWING NO C=539783-6		RESTRICTED TO -
CUSTOMER DRAWING				SCALE 2:1	SHEET 1	OF 1	REV A