

DATE

REVISIONS

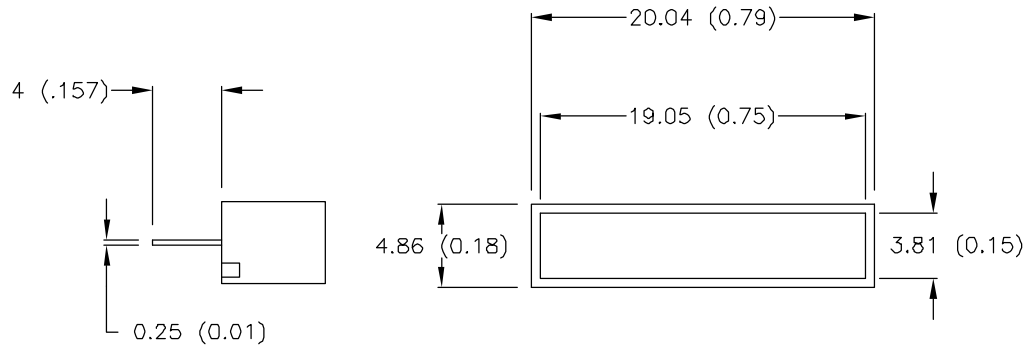
REV

DRAWING NUMBER
SSB-LXB100SRW

REV

ELECTRO-OPTICAL CHARACTERISTICS TA=25 °C I_f=20mA

PARAMETER	MIN	TYP	MAX	UNITS	TEST COND
PEAK WAVELENGTH		660 (RED)		nm	
FORWARD VOLTAGE		1.7	2.2	V _f	
REVERSE VOLTAGE	5.0			V _r	I _r =100uA
AXIAL INTENSITY		80		mcd	I _f =20mA
VIEWING ANGLE		160		2x theta	
EMITTED COLOR:	RED				
EPOXY LENS FINISH:	WHITE DIFFUSED				



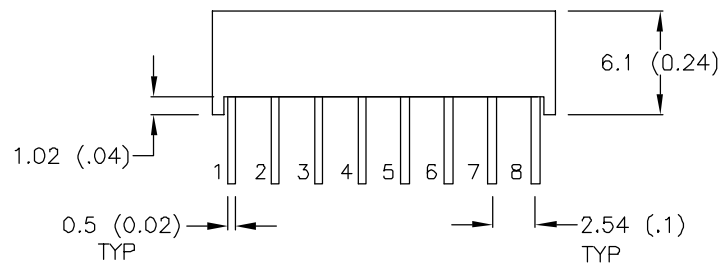
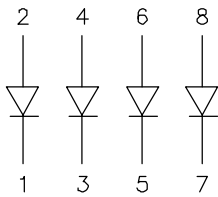
LIMITS OF SAFE OPERATION AT 25 DEG. C

PARAMETER	MAX	UNITS
PEAK FORWARD CURRENT *	150	mA
STEADY CURRENT	30	mA
POWER DISSIPATION	100	mW
DERATE FROM 38 °C	-0.5	mA/ °C
OPERATING, STORAGE TEMP.	-20 TO +85	°C
LEAD SOLDERING TEMP.	+230	°C
1.6mm FROM BODY		5 SEC. MAX

* t<10uS

RELIABILITY NOTE:

OUR MANY YEARS OF EXPERIENCE DATA ACCUMULATION INDICATE THAT SOLDER HEAT IS A MAJOR CAUSE OF EARLY AND FUTURE FAILURE. PLEASE PAY ATTENTION TO YOUR SOLDERING PROCESS.



UNIT: mm (INCHES)
TOLERANCE: +/-0.25 (+/-0.01) UNLESS OTHERWISE SPECIFIED

LUMEX
OPTO COMPONENTS INC.

292 E. HELLEN ROAD
PALATINE, ILLINOIS 60067
(708) 359-2790

DATE: 4-8-93

DWN:

CHK'D:

APPD:

SCALE: DO NOT SCALE DWG

19.05mm X 3.81mm LIGHT BAR, WHITE DIFFUSED

PAGE 1 OF 1

DRAWING NUMBER
SSB-LXB100SRW

REV

BXB100AB