Alle Rechte vorbehalten/ All rights reserved

Y
Lochbild
board drillings

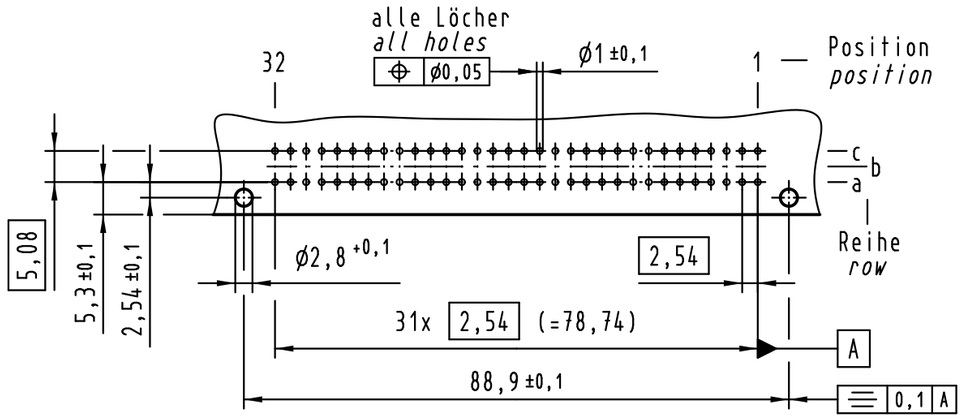

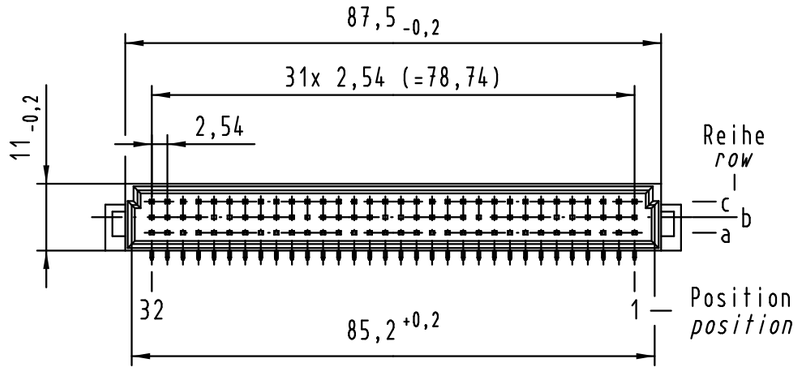

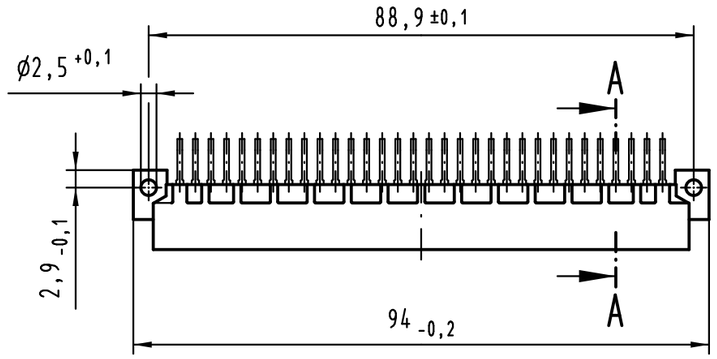

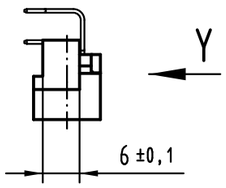

X

A-A (2:1)

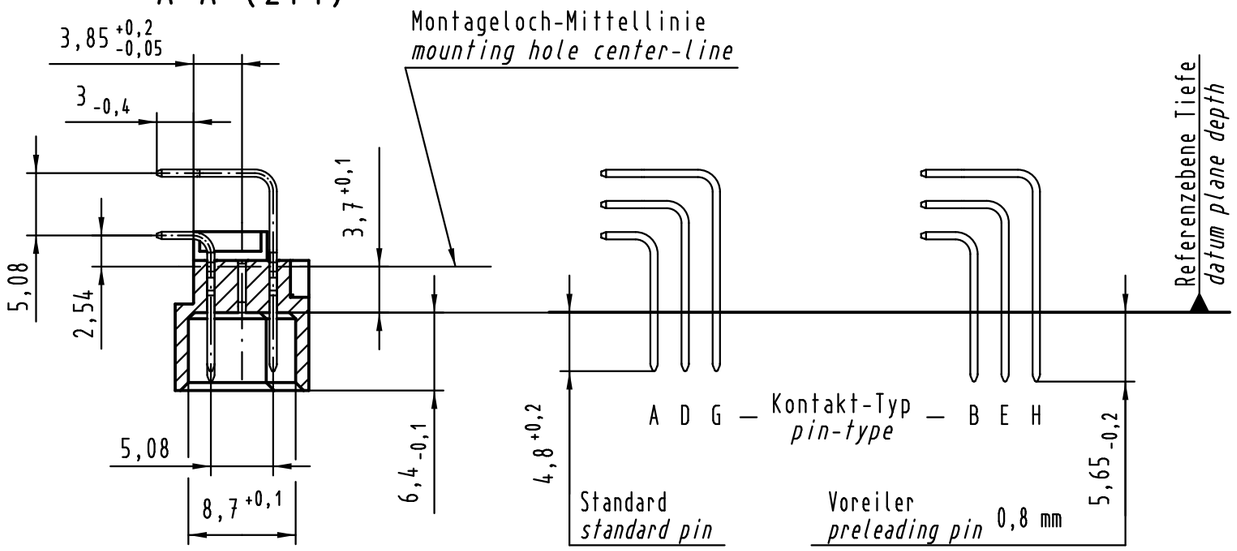

X
Kontaktbelegung
contact loading

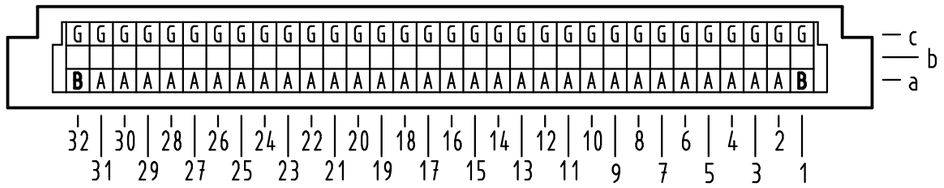

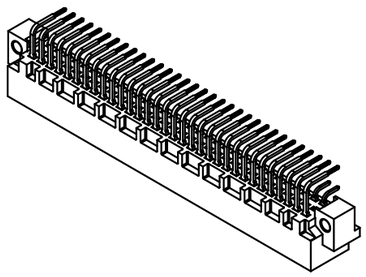

(1) weitere Informationen siehe: DS 09 03 123 02 01
further information see: DS 09 03 123 02 01

09 03 164 6918	2
09 03 164 2918	1
Bestell-Nr. *part-no.*	Anforderungsstufe *performance level* (1)

All Dimensions in mm
Original Size DIN A 3

Techn. Character.

Nicht tolerierte Maße/ *Free size tolerances*
IEC 60603-2

				Dat.	Name	Maßstab/*Scale*
			Detail.	16.11.09	Hage.	1 : 1
			Insp.	16.11.09	Leht	
36471	27.01.12	Hage.	Stand.			
36199	16.12.10	Hage.				
35939						
Mod.	Dat.	Name				

HARTING Electronics GmbH & Co. KG
D-32339 ESPELKAMP

Bauform / *type* C
Messerleiste Einlöt 64-polig, SMC
male connector solder 64-pole, SMC

TB 09 03 164 x918

Blatt/ *page*

Sub.