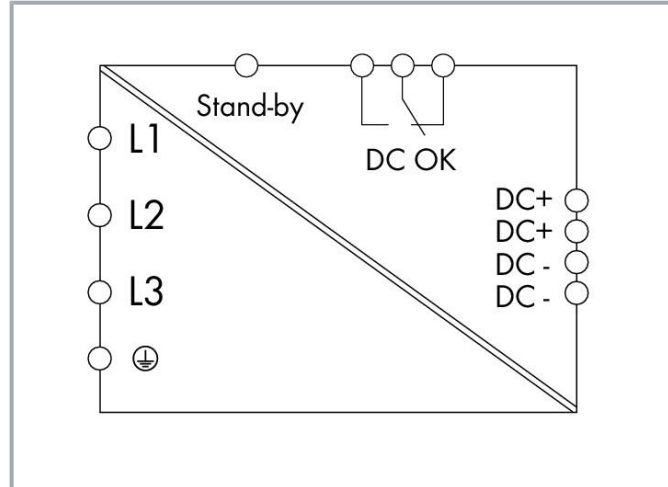


Data sheet | Item number: 787-845

Switched-mode power supply; Pro; 3-phase; 48 VDC output voltage; 10 A output current; TopBoost + PowerBoost; DC OK contact

www.wago.com/787-845



Item description

Features:

- Switched-mode power supply with PowerBoost and TopBoost
- Switch off the output and minimize power consumption via stand-by input
- Output monitoring via DC OK contact
- Suitable for both parallel and series operation
- Natural convection cooling when horizontally mounted
- Encapsulated for use in control cabinets
- Electrically isolated output voltage (SELV) per UL 60950-1; PELV per EN 60204

Subject to changes. Please also observe the further product documentation!

WAGO GmbH & Co. KG
Hansastr. 27
32423 Minden
Phone: +49571 887-0 | Fax: +49571 887-169
Email: info.de@wago.com | Web: www.wago.com

Do you have any questions about our products?
We are always happy to take your call at +49 (571) 887-44222.

Data**Technical data****Input**

Phases	2 / 3
Nominal input voltage $U_{i\text{ nom}}$	(2 / 3) x AC 400 ... 500 V
Input voltage range	(2 / 3) x AC 340 ... 550 V; DC 480 ... 780 V
Nominal mains frequency range	50 ... 60 Hz; 0 Hz
Input current I_i	$\leq 3 \times 1.1 \text{ A}$ (340 VAC; 10 ADC)
Inrush current	$\leq 30 \text{ A}$ (peak)
Power factor correction (PFC)	Passive
Mains failure hold-up time	$\geq 12 \text{ ms}$ (3 x 400 VAC)

Output

Nominal output voltage $U_{o\text{ nom}}$	DC 48 V (SELV)
Output voltage range	DC 39 ... 53 V (adjustable)
Nominal output current $I_{o\text{ nom}}$	10 A (48 VDC)
Nominal output power	480 W
Residual ripple	$\leq 70 \text{ mV}$ (peak-to-peak)
Current limitation	$1.1 \times I_{o\text{ nom}}$ (typ.)
Overload behavior	TopBoost/PowerBoost/Constant current mode
PowerBoost	DC 15 A (4 s); DC 12.5 A (16 s)
TopBoost	DC 55 A (50 ms)

Signaling and Communication

Signaling	1 x LED DC OK (green) 1 x Error LED (red) 1 x Stand-by input 1 x DC OK relay contact (changeover contact)
Operation status indicator	Green LED (DC OK) Red LED (error)

Efficiency/power losses

Power loss P_l	$\leq 0.8 \text{ W}$ (standby); $\leq 8.2 \text{ W}$ (no load); $\leq 38 \text{ W}$ (nominal load)
Efficiency (typ.)	93 %

Subject to changes. Please also observe the further product documentation!



Circuit protection

Internal fuse	3 x T 2.5 A / 440 VAC
Backup fusing (required)	An external DC fuse is required for the DC input voltage.
Backup fusing (recommended)	3 x circuit breaker: 6 A, 10 A, 16 A; Tripping characteristic: B or C Alternative: motor circuit breaker; Setpoint: 2.5 A; Setting range: 2.5 ... 4 A

Safety and protection

Isolation voltage (sec.-PE)	DC 0.7 kV
Protection class	I
Protection type	IP20; per EN 60529
Overvoltage category	II
Pollution degree	2
Transient suppression (primary)	Varistor
Short-circuit-protected	Yes
Open-circuit-proof	Yes
Parallel operation	Yes
Series operation	Yes
MTBF	> 500,000 h (per IEC 61709)

Connection data

Connection type 1	Input
Connection technology	CAGE CLAMP®
WAGO connector	WAGO 231 Series
Solid conductor	0.08 ... 2.5 mm ² / 28 ... 12 AWG
Fine-stranded conductor	0.08 ... 2.5 mm ² / 28 ... 12 AWG
Strip length	8 ... 9 mm / 0.31 ... 0.35 inches
Connection type 2	Output
Connection technology 2	Push-in CAGE CLAMP®
WAGO connector 2	WAGO 831 Series
Solid conductor 2	0.5 ... 10 mm ² / 20 ... 8 AWG
Fine-stranded conductor 2	0.5 ... 10 mm ² / 20 ... 8 AWG
Strip length 2	13 ... 15 mm / 0.51 ... 0.59 inches
Connection type 3	Signaling
Connection technology 3	CAGE CLAMP®
WAGO connector 3	WAGO 733 Series

Subject to changes. Please also observe the further product documentation!



Solid conductor 3	0.08 ... 0.5 mm ² / 28 ... 20 AWG
Fine-stranded conductor 3	0.08 ... 0.5 mm ² / 28 ... 20 AWG
Strip length 3	5 ... 6 mm / 0.2 ... 0.24 inches

Physical data

Width	77 mm / 3.031 inches
Height	171 mm / 6.732 inches
Depth from upper-edge of DIN-rail	179 mm / 7.047 inches
Note (dimensions)	Height with connector

Mechanical Data

Mounting type	DIN-35 rail
---------------	-------------

Material Data

Weight	1883.3 g
--------	----------

Environmental requirements

Ambient temperature (operation)	-25 ... +70 °C (Device starts at -40 °C (type-tested))
Ambient temperature (storage)	-25 ... +85 °C
Relative humidity	5 ... 96 % (no condensation permissible)
Derating	-3 %/K (> 50 °C)

Standards and specifications

Conformity marking	CE
Standards/specifications	EN 61010-1 EN 61010-2-201 EN 61204-3 EN 61558-2-16 UL 60950 UL 508

Commercial data

Product Group	6 (INTERFACE ELECTRONIC)
eCl@ss 10.0	27-04-07-01
eCl@ss 9.0	27-04-07-01
ETIM 8.0	EC002540
ETIM 7.0	EC002540

Subject to changes. Please also observe the further product documentation!






PU (SPU)	1 pcs
Packaging type	box
Country of origin	DE
GTIN	4050821226437
Customs tariff number	85044083900

Environmental Product Compliance


RoHS Compliance Status	Compliant, No Exemption
------------------------	-------------------------

Approvals / Certificates

General approvals

Logo	Approval	Additional Approval Text	Certificate name
	EAC Brjansker Zertifizierungsstelle	TP TC 004/2011, TP TC 020/2011	EAC RU C-DE.AM02.B.00089_19
	UL Underwriters Laboratories Inc.	UL 508	E255817
	UL Underwriters Laboratories Inc.	UL 60950-1	E255815





Declarations of conformity and manufacturer's declarations

Logo	Approval	Additional Approval Text	Certificate name
	EU-Declaration of Conformity WAGO GmbH & Co. KG	-	-

Optional accessories

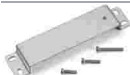
Tool	
Operating tool	

Subject to changes. Please also observe the further product documentation!



	Item no.: 210-719 Operating tool; Blade: 2.5 x 0.4 mm; with a partially insulated shaft	www.wago.com/210-719
	Item no.: 210-721 Operating tool; Blade: 5.5 x 0.8 mm; with a partially insulated shaft; multicoloured	www.wago.com/210-721
	Item no.: 210-769 SCREWDRIVER; green	www.wago.com/210-769
	Item no.: 210-720 Operating tool; Blade: 3.5 x 0.5 mm; with a partially insulated shaft; multicoloured	www.wago.com/210-720

Mounting adapter

Wall-mount adapter




	Item no.: 787-895 Mounting carrier; for screw fixing of 787-8xx devices on mounting plate or wall without DIN 35 rail	www.wago.com/787-895
--	---	--

DIN-rail adapter



	Item no.: 787-897 Carrier rail adapter made of zinc die-cast; for mounting 787-8xx devices to a DIN 35 rail	www.wago.com/787-897
	Item no.: 787-896 Carrier rail adapter; for mounting 787-8xx devices to a DIN 35 rail	www.wago.com/787-896

Marking accessories












Marking strip

	Item no.: 2009-110 Marking strips; for Smart Printer; on reel; not stretchable; plain; snap-on type; white	www.wago.com/2009-110
	Item no.: 210-831 Marking strips; on reel; 2.3 mm wide; plain; Self-adhesive; white	www.wago.com/210-831
	Item no.: 210-832 Marking strips; on reel; 3 mm wide; plain; Self-adhesive; white	www.wago.com/210-832

Marker




	Item no.: 2009-145 Mini-WSB Inline; for Smart Printer; 1700 pieces on roll; stretchable 5 - 5.2 mm; plain; snap-on type; white	www.wago.com/2009-145
	Item no.: 2009-115 WMB-Inline; for Smart Printer; 1500 pieces on roll; stretchable 5 - 5.2 mm; plain; snap-on type; white	www.wago.com/2009-115

Subject to changes. Please also observe the further product documentation!

	Item no.: 248-501 Mini-WSB marking card; as card; not stretchable; plain; snap-on type; white	www.wago.com/248-501
	Item no.: 793-501 WMB marking card; as card; not stretchable; plain; snap-on type; white	www.wago.com/793-501
	Item no.: 793-5501 WMB marking card; as card; for terminal block width 5 - 17.5 mm; stretchable 5 - 5.2 mm; plain; snap-on type; white	www.wago.com/793-5501
Ferrule		
Ferrule		
	Item no.: 216-203 Ferrule; Sleeve for 1 mm ² / AWG 18; insulated; electro-tin plated; red	www.wago.com/216-203
	Item no.: 216-206 Ferrule; Sleeve for 2.5 mm ² / AWG 14; insulated; electro-tin plated; blue	www.wago.com/216-206
	Item no.: 216-207 Ferrule; Sleeve for 4 mm ² / AWG 12; insulated; electro-tin plated; gray	www.wago.com/216-207
	Item no.: 216-202 Ferrule; Sleeve for 0.75 mm ² / 18 AWG; insulated; electro-tin plated; gray	www.wago.com/216-202
	Item no.: 216-204 Ferrule; Sleeve for 1.5 mm ² / AWG 16; insulated; electro-tin plated; black	www.wago.com/216-204
	Item no.: 216-205 Ferrule; Sleeve for 2.08 mm ² / AWG 14; insulated; electro-tin plated; yellow	www.wago.com/216-205
	Item no.: 216-208 Ferrule; Sleeve for 6 mm ² / AWG 10; insulated; electro-tin plated; electrolytic copper; gastight crimped; acc. to DIN 46228, Part 4/09.90; yellow	www.wago.com/216-208
	Item no.: 216-201 Ferrule; Sleeve for 0.5 mm ² / 20 AWG; insulated; electro-tin plated; white	www.wago.com/216-201
	Item no.: 216-223 Ferrule; Sleeve for 1 mm ² / AWG 18; insulated; electro-tin plated; red	www.wago.com/216-223
	Item no.: 216-241 Ferrule; Sleeve for 0.5 mm ² / 20 AWG; insulated; electro-tin plated; electrolytic copper; gastight crimped; acc. to DIN 46228, Part 4/09.90; white	www.wago.com/216-241
	Item no.: 216-242 Ferrule; Sleeve for 0.75 mm ² / 18 AWG; insulated; electro-tin plated; electrolytic copper; gastight crimped; acc. to DIN 46228, Part 4/09.90; gray	www.wago.com/216-242
	Item no.: 216-222 Ferrule; Sleeve for 0.75 mm ² / 18 AWG; insulated; electro-tin plated; gray	www.wago.com/216-222
	Item no.: 216-221 Ferrule; Sleeve for 0.5 mm ² / 20 AWG; insulated; electro-tin plated; white	www.wago.com/216-221
	Item no.: 216-224	

Subject to changes. Please also observe the further product documentation!

Ferrule; Sleeve for 1.5 mm² / AWG 16; insulated; electro-tin plated; blackwww.wago.com/216-224

	Item no.: 216-243 Ferrule; Sleeve for 1 mm ² / AWG 18; insulated; electro-tin plated; electrolytic copper; gastight crimped; acc. to DIN 46228, Part 4/09.90; red	www.wago.com/216-243
	Item no.: 216-244 Ferrule; Sleeve for 1.5 mm ² / AWG 16; insulated; electro-tin plated; electrolytic copper; gastight crimped; acc. to DIN 46228, Part 4/09.90; black	www.wago.com/216-244
	Item no.: 216-263 Ferrule; Sleeve for 1 mm ² / AWG 18; insulated; electro-tin plated; electrolytic copper; gastight crimped; acc. to DIN 46228, Part 4/09.90; red	www.wago.com/216-263
	Item no.: 216-246 Ferrule; Sleeve for 2.5 mm ² / AWG 14; insulated; electro-tin plated; electrolytic copper; gastight crimped; acc. to DIN 46228, Part 4/09.90; blue	www.wago.com/216-246
	Item no.: 216-266 Ferrule; Sleeve for 2.5 mm ² / AWG 14; insulated; electro-tin plated; electrolytic copper; gastight crimped; acc. to DIN 46228, Part 4/09.90; blue	www.wago.com/216-266
	Item no.: 216-264 Ferrule; Sleeve for 1.5 mm ² / AWG 16; insulated; electro-tin plated; electrolytic copper; gastight crimped; acc. to DIN 46228, Part 4/09.90; black	www.wago.com/216-264
	Item no.: 216-284 Ferrule; Sleeve for 1.5 mm ² / AWG 16; insulated; electro-tin plated; electrolytic copper; gastight crimped; acc. to DIN 46228, Part 4/09.90; black	www.wago.com/216-284
	Item no.: 216-286 Ferrule; Sleeve for 2.5 mm ² / AWG 14; insulated; electro-tin plated; electrolytic copper; gastight crimped; acc. to DIN 46228, Part 4/09.90; blue	www.wago.com/216-286
	Item no.: 216-287 Ferrule; Sleeve for 4 mm ² / AWG 12; insulated; electro-tin plated; electrolytic copper; gastight crimped; acc. to DIN 46228, Part 4/09.90; gray	www.wago.com/216-287
	Item no.: 216-262 Ferrule; Sleeve for 0.75 mm ² / 18 AWG; insulated; electro-tin plated; electrolytic copper; gastight crimped; acc. to DIN 46228, Part 4/09.90; gray	www.wago.com/216-262
	Item no.: 216-288 Ferrule; Sleeve for 6 mm ² / AWG 10; insulated; electro-tin plated; electrolytic copper; gastight crimped; acc. to DIN 46228, Part 4/09.90; yellow	www.wago.com/216-288
	Item no.: 216-301 Ferrule; Sleeve for 0.25 mm ² / AWG 24; insulated; electro-tin plated; yellow	www.wago.com/216-301
	Item no.: 216-321 Ferrule; Sleeve for 0.25 mm ² / AWG 24; insulated; electro-tin plated; yellow	www.wago.com/216-321
	Item no.: 216-322 Ferrule; Sleeve for 0.34 mm ² / 22 AWG; insulated; electro-tin plated; light turquoise	www.wago.com/216-322
	Item no.: 216-267 Ferrule; Sleeve for 4 mm ² / AWG 12; insulated; electro-tin plated; electrolytic copper; gastight crimped; acc. to DIN 46228, Part 4/09.90; gray	www.wago.com/216-267
	Item no.: 216-302	www.wago.com/216-302

Subject to changes. Please also observe the further product documentation!

WAGO GmbH & Co. KG

Hansastr. 27

32423 Minden

Phone: +49571 887-0 | Fax: +49571 887-169

Email: info.de@wago.com | Web: www.wago.com

Do you have any questions about our products?

We are always happy to take your call at +49 (571) 887-44222.

Ferrule; Sleeve for 0.34 mm² / 22 AWG; insulated; electro-tin plated; light turquoise

Downloads

Documentation

Bid Text

787-845 X81 - Datei	2019 Jul 4	xml 7.8 kB	Download
------------------------	------------	---------------	----------

787-845 docx - Datei	2019 Jul 4	docx 21.4 kB	Download
-------------------------	------------	-----------------	----------

Instruction Leaflet

Primär getaktete Stromversorgungen PRO DC 48 V, 10 A		pdf 367.9 kB	Download
---	--	-----------------	----------

Additional Information

Disposal and Recycling Electrical and electronic equipment, Batteries, Packaging	V 1.1.0 2022 Aug 18	pdf 2.2 MB	Download
---	------------------------	---------------	----------

Engineering-Software

Configuration and Commissioning Software

WAGO Line Length Calculation	1.3.5 2019 Dec 9	exe 337.4 kB	Download
------------------------------	---------------------	-----------------	----------

Die WAGO Leitungslaengenrechnung hilft bei der Planung der sekundärseitigen Absicherung von Leitungen an WAGO Stromversorgungen Pro (787-8xx) und Classic (787-16xx). Nach Auswahl eines Netzgerätes kann der gewünschte Leitungsquerschnitt und der zugehörige Leitungsschutzschalter ausgewählt werden. Das Software-Werkzeug berechnet dann die maximale Leitungslänge, bei der die Absicherung unter Berücksichtigung der Leitungs- und Übergangswiderstände ordnungsgemäß funktioniert. Die Auswahl einer Grundlast kann vom Anwender vorgenommen werden.

CAD/CAE-Data

CAD data

2D/3D Models 787-845		URL	Download
----------------------	--	-----	----------

CAE data

Subject to changes. Please also observe the further product documentation!



EPLAN Data Portal 787-845	URL	Download
ZUKEN Portal 787-845	URL	Download
WSCAD Universe 787-845	URL	Download

Environmental Product Compliance

Compliance Search

Environmental Product Compliance 787-845 Switched-mode power supply; Pro; 3-phase; 48 VDC output voltage; 10 A output current; TopBoost + PowerBoost; DC OK contact	URL	Download
--	---------------------	--------------------------

Installation Notes

Product family

EPSITRON PRO Power

EPSITRON® PRO POWER: Professional and Efficient Power Supply with Extra Power

[Show all products from the family](#)

Subject to changes. Please also observe the further product documentation!