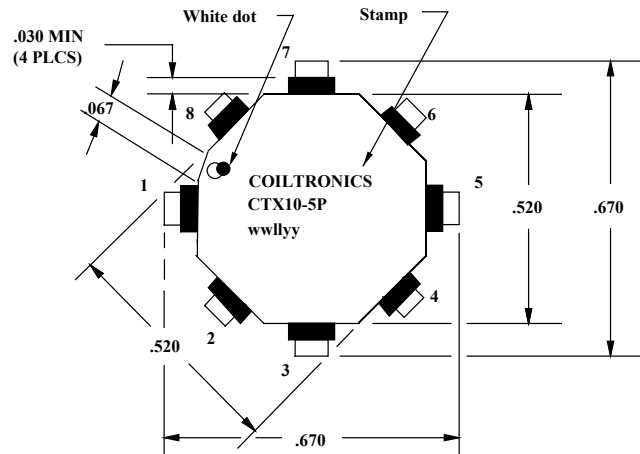
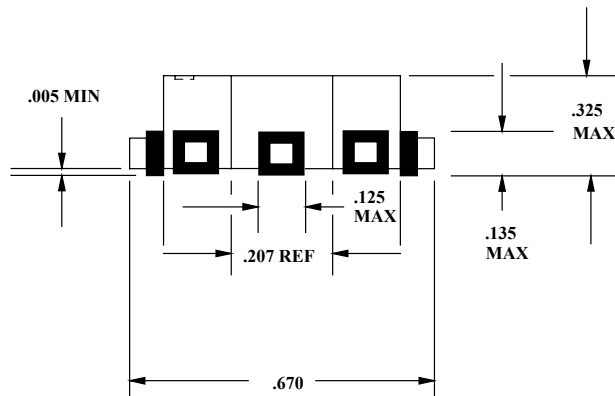


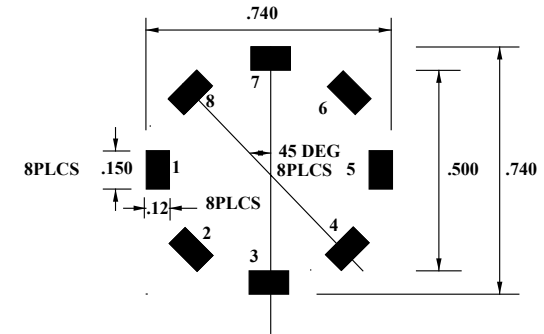
TOP VIEW



FRONT VIEW



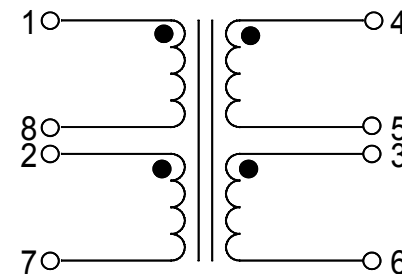
RECOMMENDED PCB PAD LAYOUT



ELECTRICAL CHARACTERISTICS

OCL (1,2,3,4 - 8,7,6,5) @ 0.050 Vrms, 40 KHz, & 0.0 Adc: 9.90 - 12.10 μ H
 OCL (1,2,3,4 - 8,7,6,5) @ 0.050 Vrms, 40 KHz, & 4.50 Adc: 6.60 μ H min.
 DCR (1 - 8) @ 20°C: 0.068 Ω max
 DCR (2 - 7) @ 20°C: 0.068 Ω max
 DCR (3 - 6) @ 20°C: 0.068 Ω max
 DCR (4 - 5) @ 20°C: 0.068 Ω max
 Hipot 1 second, 300 Vdc minimum winding to winding

SCHEMATIC



Notes:

- 1) All dimensions are in inches.
- 2) Tolerances are .XX +/- .020", .XXX +/- .010" unless otherwise noted.
- 3) All soldering surfaces to be coplanar within .004".

COILTRONICS, INCORPORATED
 6000 Park of Commerce Blvd, Boca Raton, FL 33487

Inductor/Transformer, 10/160 μ H, 4.5/1.125 Adc
 SMT, Octa-pac™ style 5-295 case, 8 pad
 Powdered iron toroid

SIZE	Drawing Number: CTX10-5P	
A	Revision Level: B	Sheet: 3 OF 5