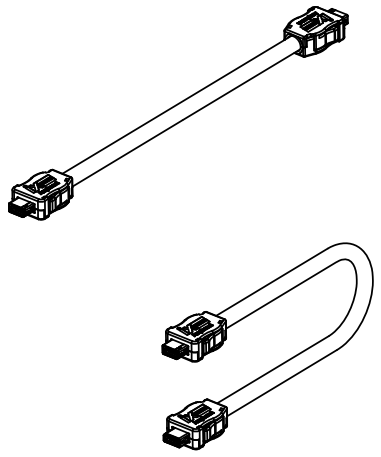
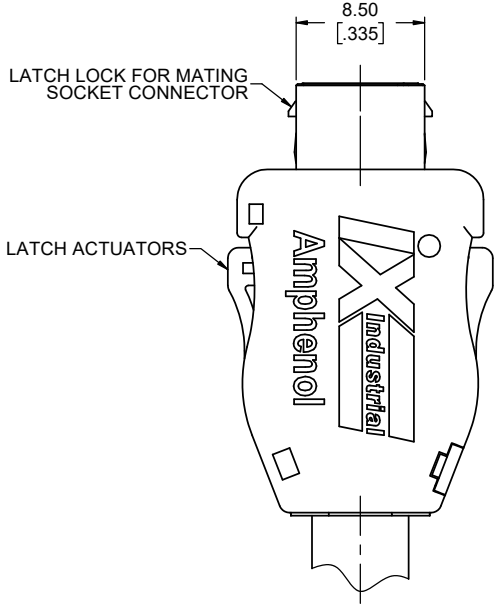
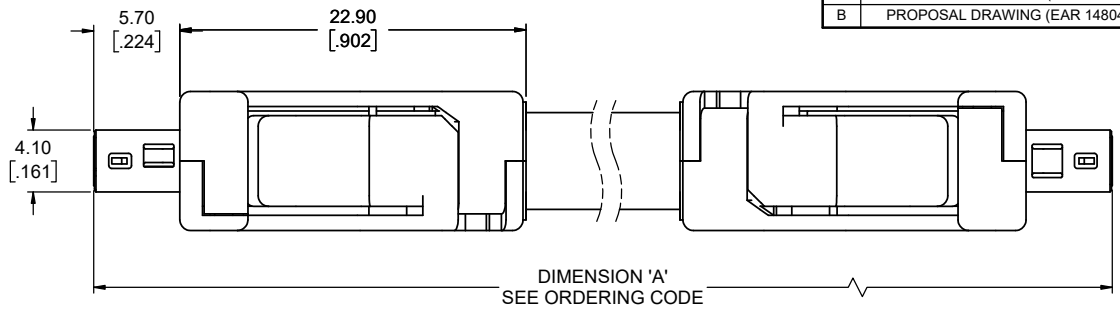
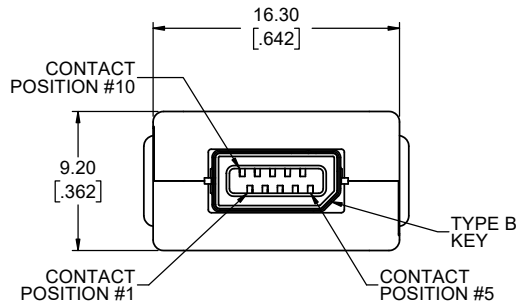


REVISIONS			
REV	DESCRIPTION, ECN, EAR NO.	DATE	APP'D
A	PROPOSAL DRAWING (EAR 14720)	JUL9/19	K.L.
B	PROPOSAL DRAWING (EAR 14804)	FEB27/20	K.L.



ORDERING CODE: ND9-BCBX-XXB

- SERIES, IX INDUSTRIAL I/O APPLICATIONS
- TYPE B KEY
- CABLE
- PLUG ON BOTH ENDS
- PLATING FOR IX MATING AREA
 - 1 = GOLD FLASH
 - 2 = 0.20µm (8µ") GOLD
 - 4 = 1.27µm (50µ") GOLD
 - 7 = 0.76µm (30µ") PALLADIUM NICKEL WITH GOLD FLASH
- 10 WIRE CABLE

CABLE LENGTHS (DIMENSION 'A')	
10 TO 99	LENGTH IN CM
A0 TO A9	1 METER + 0 TO 9 DECIMETERS
B0 TO B9	2 METERS + 0 TO 9 DECIMETERS
C0 TO C9	3 METERS + 0 TO 9 DECIMETERS
D0 TO D9	4 METERS + 0 TO 9 DECIMETERS
E0 TO E9	5 METERS + 0 TO 9 DECIMETERS
F0 TO F9	6 METERS + 0 TO 9 DECIMETERS
G0 TO G9	7 METERS + 0 TO 9 DECIMETERS
H0 TO H9	8 METERS + 0 TO 9 DECIMETERS
J0 TO J9	9 METERS + 0 TO 9 DECIMETERS
K0 TO K9	10 METERS + 0 TO 9 METERS
L0 TO L9	20 METERS + 0 TO 9 METERS
M0 TO M9	30 METERS + 0 TO 9 DECAMETERS

CABLE LENGTH ORDERING CODE EXAMPLES:
75cm = 75 6.3m = F3 25m = L5 80m = M5

NOTES:

1. MATERIAL: RoHS COMPLIANT PER EU DIRECTIVE 2011/65/EU AND AMENDMENTS.
 - SHIELD: STAINLESS STEEL, NICKEL PLATED
 - INSERTS & PLUG COVER: HIGH TEMPERATURE RESISTANT ENGINEERING THERMOPLASTIC, UL94V-0, BLACK
 - CONTACTS: COPPER ALLOY PLATED WITH GOLD OR PALLADIUM-NICKEL (SEE ORDERING CODE) OVER 1.27µm (50µ") MINIMUM NICKEL ON THE MATING AREA
 - WIRE: PVC INSULATED 26 AWG COPPER, METAL WRAPPED PAIRS & OVERALL BRAID
2. DESIGNED TO CONFORM TO REQUIREMENTS OF IEC 61076 PART 3-124 SPECIFICATION. THE TYPE B KEY FEATURE SHOWN IS INTENDED FOR NON-ETHERNET I/O APPLICATIONS.
3. CURRENT RATING: 1.5 AMPERES, VOLTAGE RATING: 50V AC rms OR 60V DC
4. OPERATING TEMPERATURE -40° TO +80°C.
5. DIELECTRIC WITHSTANDING VOLTAGE: 500V DC
6. INSULATION RESISTANCE: 500 MEGOHMS MINIMUM.
7. MATING & UNMATING FORCE: 25N (5.6 lbf) MAXIMUM.



CONNECTOR PIN ASSIGNMENT

POSITION NUMBER	WIRE COLOUR (DIN 47100)
1	WHITE
2	BROWN
3	GREEN
4	YELLOW
5	GREY
6	PINK
7	BLUE
8	RED
9	BLACK
10	VIOLET

NOTE:
TWISTED PAIRS FOR POSITIONS
1/2, 3/4, 5/6, 7/8 & 9/10

THIS DOCUMENT CONTAINS PROPRIETARY INFORMATION AND SUCH INFORMATION MAY NOT BE DISCLOSED TO OTHERS FOR ANY PURPOSE OR USED FOR MANUFACTURING PURPOSES WITHOUT WRITTEN PERMISSION FROM AMPHENOL CANADA CORP.

UNLESS SPECIFIED OTHERWISE	DRAWN	B.COPPING	JUL9/19
PRIMARY UNITS MILLIMETERS	CHECKED	K.LAMBIE	JUL9/19
SECONDARY UNITS INCHES	M.E. APP'D		
REFERENCE IN PARENTHESES	Q.A. APP'D		
GENERAL TOLERANCES	DWG APPR.		
1 DECIMAL PLACE	ENG. REL. NO.	EAR 14720	
2 DECIMAL PLACES	REF.		
3 DECIMAL PLACES	THIRD ANGLE PROJECTION		
ANGULAR DEGREES	DO NOT SCALE DRAWING		

Amphenol Canada Corp.
Commercial Products

IX INDUSTRIAL I/O CABLE, TYPE B PLUG TO PLUG, VARIOUS LENGTHS, RoHS COMPLIANT

DWG. NO. **P-ND9-BCBX-XXB** REV **B**

CODE ID NO. 03554 DWG SIZE: X SCALE: 4:1 SHEET 1 OF 1