

SUMMARY



Image is for illustrative purpose only

Wires

Low	6
High	0
Coax	0
Triax	0
Quad	0
Fiber	0
Fluidic	0

Download

[Request a quote](#)

[Catalog](#)

Series	2K
Termination type	Female solder
IP rating	68
Cable Ø	0.00 - 0.00 mm
Status	active
Alternative part	
Matching parts	FGG.2K.306.CLAC80Z

TECHNICAL DETAILS

Mechanics

Shell Style/Model	EG*: Fixed receptacle, nut fixing
Keying	1 key (alpha=0, plug: male contacts, receptacle: female contacts)
Housing Material	Brass (chrome plated) shell and collet nut, nickel plated brass latch sleeve and mid pieces
Variant	H : Viton O-Ring
Weight	37.16 g

Performance

Configuration	2K.306 : 6 Low Voltage
Insulator	L: PEEK (UL 94 / V-0/3.2, depends on material thickness)
Rated Current	12 Amps

Specifications

Contact Type:	Solder
Contact Dia.:	1.3 mm (0.051in)
Bucket Dia.:	1 mm (0.039in)
Max. Solid Conductor:	0.5 mm ² (AWG 20)

LEMO products and services are provided "as is". LEMO makes no warranties or representations with regard to LEMO product & services or use of them, express, implied or statutory, including for accuracy, completeness, or security. The user is fully responsible for his products and applications using LEMO components.

Max. Stranded Conductor: 0.5 mm² (AWG 20)
 R (max): 3.6 mOhm
 Vtest (contact-shell): 1450 V (AC), 2050 V (DC)
 Vtest (contact-contact): 1350 V (AC), 1910 V (DC)

Others

Endurance (Shell): 5000 mating cycles
 Temp (min / max): -55 °C / +200 °C
 Humidity (max): <=95% [at 60 deg C / 140 F]
 Vibration: 15 g [10 Hz - 2000 Hz]
 Shock Resistance: 100 g [6 ms]
 Climatical Category: 50/175/21
 Shielding (min): 95 dB (10 MHz)
 Shielding (min): 80 dB (1 GHz)
 Salt Spray Corrosion: >1000 hr
 IP Rating: 68

DRAWINGS

Draws



Dimensions

	A	B	E	L	M	N	S1	S3	e
mm.	25	27.5	9	30.7	5	28.6	18.5	24	M20x1.0
in.	0,98	1,08	0,35	1,21	0,20	1,13	0,73	0,94	




RECOMMENDED BY LEMO

LEMO products and services are provided "as is". LEMO makes no warranties or representations with regard to LEMO product & services or use of them, express, implied or statutory, including for accuracy, completeness, or security. The user is fully responsible for his products and applications using LEMO components.

Tools

None

Cables

CMN.06.T22.055PGCE	PVC	GREY	
CMN.06.T20.062PGCE	PVC	GREY	
CMN.06.T28.031PGCE	PVC	GREY	
CMN.06.T28.044PGCE	PVC	GREY	
CMN.06.T20.062QGZE	TPR (medical)	Grey	
CMN.06.T20.062PGZE		Grey	
CMN.06.T20.062PNCE	PVC	Black	
CMN.06.T20.062PNZE			
CMN.06.T22.055PGZE		Grey	
CMN.06.T22.055PNCE	PVC	Black	
CMN.06.T22.055PNZE			
CMN.06.T26.037QGZE	TPR (medical)	Grey	
CMN.06.T28.031PGZE		Grey	
CMN.06.T28.031PNCE	PVC	Black	
CMN.06.T28.031PNZE			
CMN.06.T28.042QBCE	TPR (medical)		
CMN.06.T28.044PGZE		Grey	
CMN.06.T28.044PNCE	PVC	Black	
CMN.06.T28.044PNZE			
006 280	PVC	Black	
012 080	PVC	Grey	
060 260	PTFE	White	
106 200	PVC	Black	
106 220	PVC	Black	
106 240	PTFE	White	
160 140	PVC	Grey	
160 240	PVC	Black	
160 260	PVC	Black	
260 250	PVC	Grey	
360 500	PVC	Grey	
360 750	PVC	Grey	

LEMO products and services are provided "as is". LEMO makes no warranties or representations with regard to LEMO product & services or use of them, express, implied or statutory, including for accuracy, completeness, or security. The user is fully responsible for his products and applications using LEMO components.