
FEATURES

- Ultraminiature Design
- Very Light Weight
- Contact Capacity from 1mA to 1A
- Meets FCC Part 68 Voltage Surge
- High Sensitivity, 150mW Nominal Power
- .200" 10 Pin DIL Package


UL / CUL Ratings

Contact Form	1 Form C, DPDT	
Rated Load	Voltage	Amps
	Resistive, 100K cycles, 40°C	120VDC 2A
Resistive, 100K cycles, 40°C	30VDC	1A
Resistive, 100K cycles, 40°C	60VDC	.3A

CONTACT DATA

Maximum Switching Power	30W	
Maximum Switching Voltage	125VAC, 60VDC	
Maximum Switching Current	2A	
Material	Ag + Au	
Initial Contact Resistance	50 mΩ max.	
Service Life	Mechanical	1 x 10 ⁷ operations
	Electrical	1 x 10 ⁵ operations

CHARACTERISTICS

Insulation Resistance	100MΩ min. at 500 VDC
Dielectric Strength	500V rms, between coil & contacts
	500V rms, between contacts
Power Consumption	.15W, .20W
Terminal Strength	5N
Solderability	260°C 5 s ± 0.5 s
Operating Temperature	-40°C to 85°C
Storage Temperature	-40°C to 155°C
Shock Resistance	100 m/s ² 11 ms
Vibration Resistance	10-40 Hz double amplitude 3.3mm
Weight	2.2g

ORDERING INFORMATION

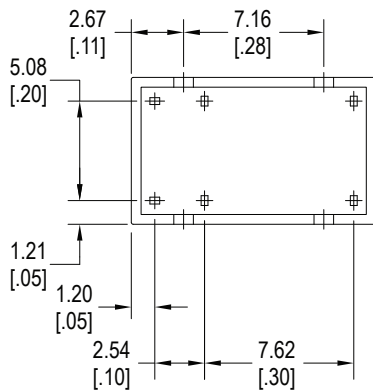
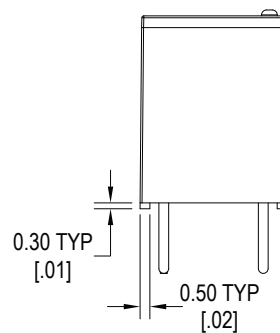
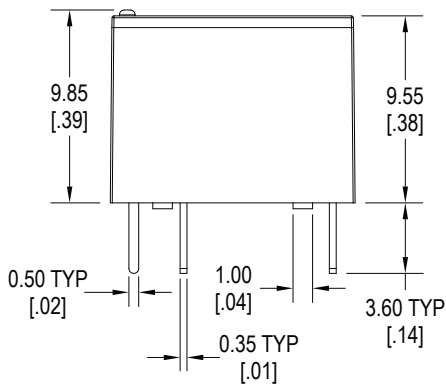
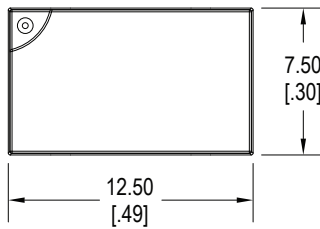
Example	PC307	-12	-X
Model:	PC307		
Coil Voltage:	3 = 3VDC		
	5 = 5VDC		
	9 = 9VDC		
	12 = 12VDC		
	24 = 24VDC		
Contact Material:	G = Ag + Au (Clad)		
Coil Power:	Nil = 0.15W		
	H = 0.20W		
RoHS Compliant:	X = RoHS Compliant		

Values can change due to the switching frequency, desired reliability levels, environmental conditions, and in-rush current levels. It is recommended to test to actual load conditions for the application. It is the users responsibility to determine the performance suitability for their specific application. The use of any coil voltage less than the rated coil voltage may compromise the operation of the relay.

COIL DATA - Single Side Stable

Coil Voltage		Resistance (Ohms ± 10%)		Pick Up Voltage Max. VDC	Release Voltage Min. VDC	Coil Power W	Operate Time ms	Release Time ms
Rated	Maximum	.15W	.20W					
3	3.9	60	45	2.25	.3	.15 .20	4.5	1.5
5	6.5	167	125	3.75	.5			
9	11.7	540	405	6.75	.9			
12	15.6	960	720	9.00	1.2			
24	31.2	3840	2880	18.00	2.4			

DIMENSIONS mm (inches)



SCHEMATICS & PC LAYOUT Bottom Views

