

Contact insert - HC-A16-I-PT-M-32 - 1585391

Please be informed that the data shown in this PDF Document is generated from our Online Catalog. Please find the complete data in the user's documentation. Our General Terms of Use for Downloads are valid (<http://phoenixcontact.com/download>)



Contact insert, number of positions: 16+PE, size: D25, Pin, Push-in connection, 250 V, 16 A, 0.14 mm² ... 2.5 mm²



COMPLIANT

Key Commercial Data

| | |
|--------------|---------------|
| Packing unit | 1 pc |
| GTIN | |
| GTIN | 4046356285124 |

Technical data

General

| | |
|---|---|
| Note | for HC-D25 / HC-D 50 housing |
| | Connectors may be operated only when there is no load/voltage. |
| | For solid conductors or stranded conductors with ferrules |
| Connection method | Push-in connection |
| Screwdriver blade | 0.5 x 3.5 mm |
| Degree of pollution | 3 |
| Overvoltage category | III |
| Number of positions | 16+PE |
| Insertion/withdrawal cycles | ≥ 500 |
| Size | D25 |
| Contact numbering | 17 - 32 |
| Conductor cross section | 0.14 mm ² ... 2.5 mm ² (applies to stranded conductors with ferrules) |
| Connection cross section AWG | 26 ... 14 |
| Stripping length of the individual wire | 8 mm |
| Assembly instructions | To ensure correct use, installation in housing with IP54 protection or better is required |
| Connection | for plastic coding profiles: 4 pcs. |

Contact insert - HC-A16-I-PT-M-32 - 1585391

Technical data

Ambient conditions

| | |
|---------------------------------|--|
| Ambient temperature (operation) | -40 °C ... 125 °C (including heating up of contacts) |
|---------------------------------|--|

Material data

| | |
|--------------------------|--------------|
| Contact material | Copper alloy |
| Contact surface material | Ag |
| Contact carrier material | PC |

Electrical characteristics

| | |
|-----------------------|-------|
| Rated voltage (III/3) | 250 V |
| Rated surge voltage | 4 kV |
| | 4 kV |
| Rated current | 16 A |

Standards and Regulations

| | |
|--|----|
| Flammability rating according to UL 94 | V0 |
|--|----|

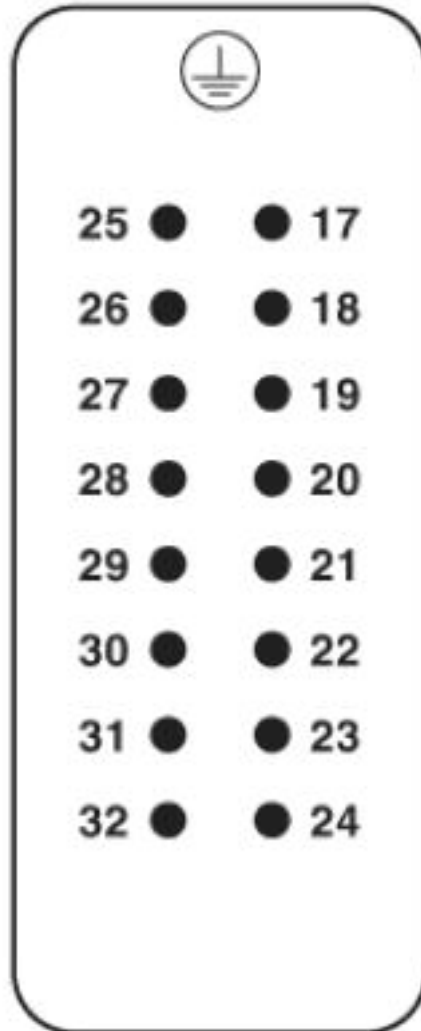
Environmental Product Compliance

| | |
|------------|---|
| China RoHS | Environmentally Friendly Use Period = 50 |
| | For details about hazardous substances go to tab "Downloads", Category "Manufacturer's declaration" |

Drawings

Contact insert - HC-A16-I-PT-M-32 - 1585391

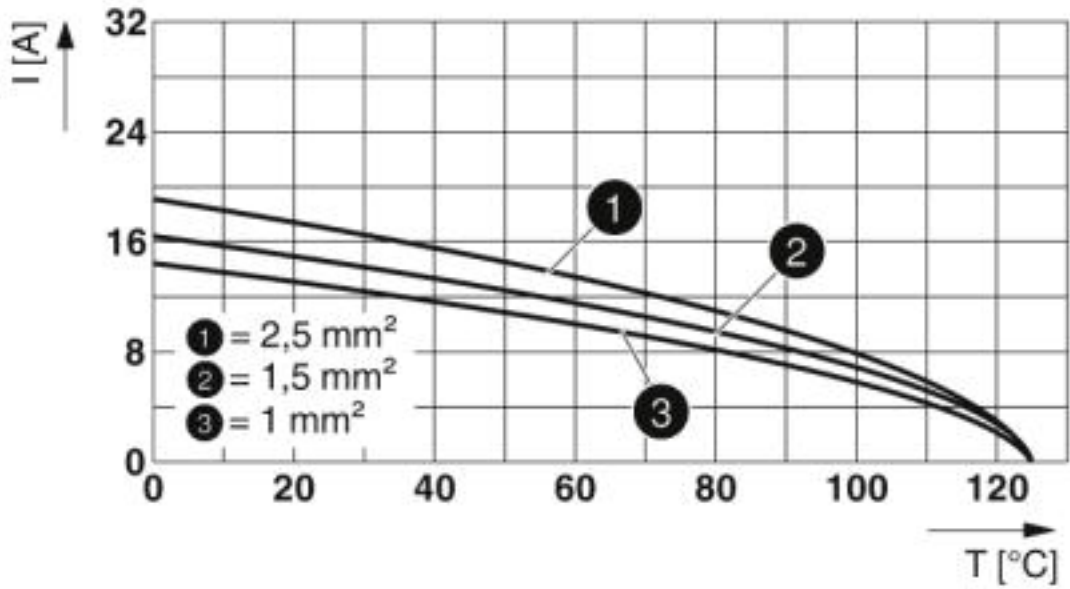
Schematic diagram



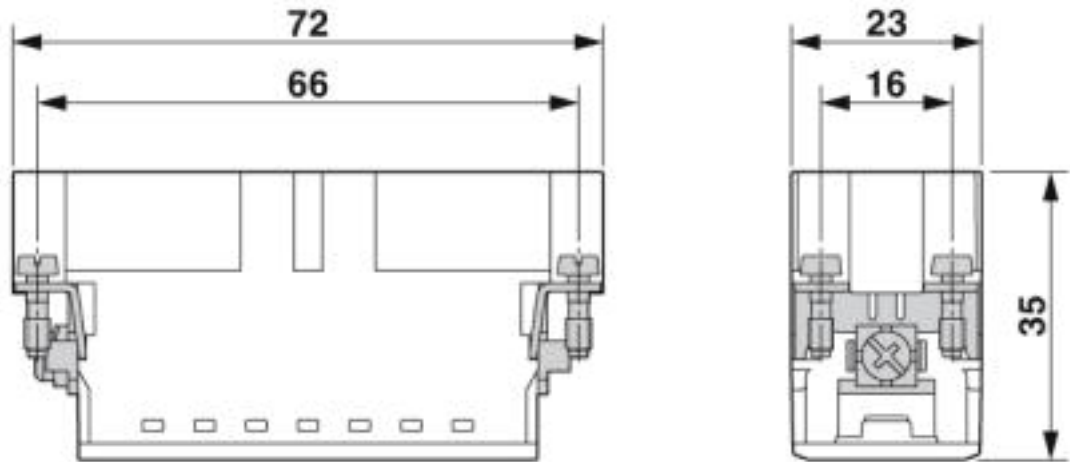
Connector pin assignment, connection side

Contact insert - HC-A16-I-PT-M-32 - 1585391

Diagram



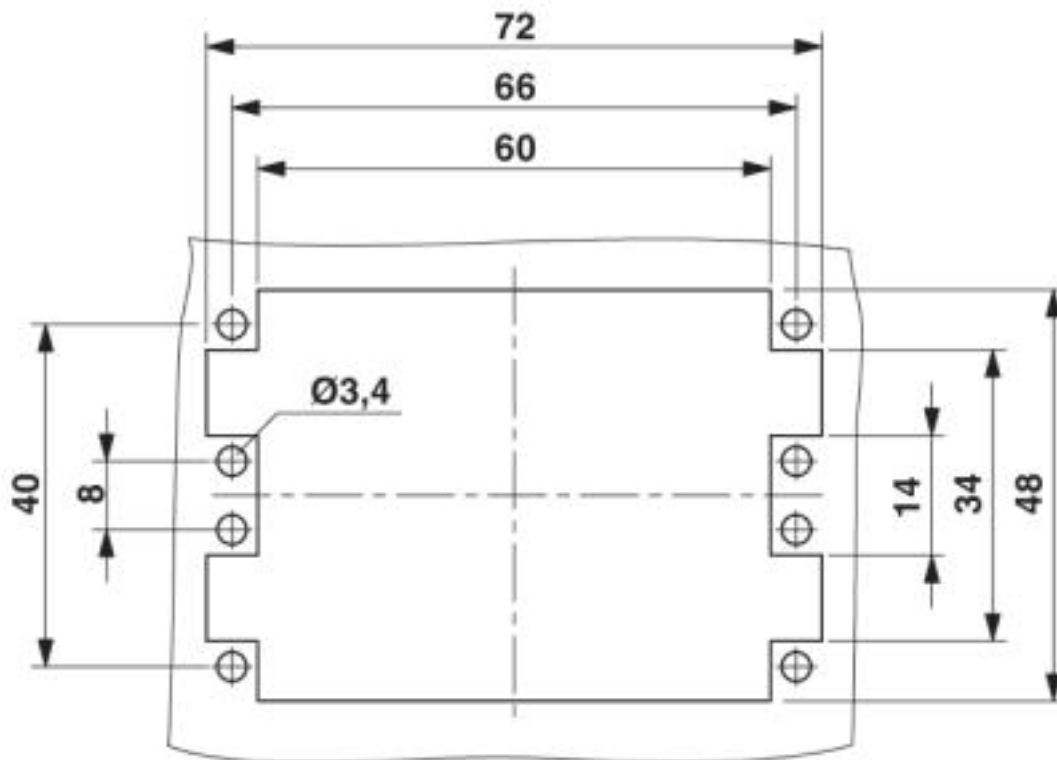
Dimensional drawing



Male insert

Contact insert - HC-A16-I-PT-M-32 - 1585391

Dimensional drawing



Mounting cutout when used without housing

Approvals

Approvals

Approvals

CSA / UL Recognized / EAC / DNV GL


Ex Approvals

Approval details


| | | | |
|----------------------------|-------|---|-------|
| CSA | | http://www.csagroup.org/services-industries/product-listing/ | 13631 |
| Nominal voltage UN | 600 V | | |
| Nominal current IN | 13 A | | |
| mm ² /AWG/kcmil | 14 | | |

Contact insert - HC-A16-I-PT-M-32 - 1585391

Approvals

| | | | |
|---------------|---|---|---------|
| UL Recognized |  | http://database.ul.com/cgi-bin/XYV/template/LISEXT/1FRAME/index.htm | E118976 |
|---------------|---|---|---------|

| | |
|----------------------------|-------|
| Nominal voltage UN | 600 V |
| Nominal current IN | 16 A |
| mm ² /AWG/kcmil | 14 |

| | | |
|-----|---|---------------|
| EAC |  | EAC-Zulassung |
|-----|---|---------------|

| | | | |
|--------|---|---|------------|
| DNV GL |  | https://approvalfinder.dnvgl.com/ | TAE000037S |
|--------|---|---|------------|

Phoenix Contact 2019 © - all rights reserved
<http://www.phoenixcontact.com>

PHOENIX CONTACT GmbH & Co. KG
Flachsmarktstr. 8
32825 Blomberg
Germany
Tel. +49 5235 300
Fax +49 5235 3 41200
<http://www.phoenixcontact.com>