

AC charging cable - EV-T2G3C-1AC32A-6,0M6,0ESBK01 - 1627760

Please be informed that the data shown in this PDF Document is generated from our Online Catalog. Please find the complete data in the user's documentation. Our General Terms of Use for Downloads are valid (<http://phoenixcontact.com/download>)

CHARX connect, AC charging cable with vehicle charging connector and open cable end, with protective cap, Housing color black-gray, for charging electric vehicles (EV) with alternating current (AC) via type 2 vehicle charging inlets, for installation at charging stations for electromobility (EVSE), Type 2, IEC 62196-2, 32 A / 250 V (AC), C-Line, "PHOENIX CONTACT" logo, cable: 6 m, black, straight, NOTE: Cable management may be required.

Product Description


AC charging cable with Vehicle Connector and open cable end for charging electric vehicles (EV) with alternating current (AC) via type 2 Vehicle Inlets, for installation at charging stations for E-Mobility (EVSE)

Your advantages

- Consistent design of all Phoenix Contact Vehicle Connectors and Infrastructure Plugs
- Silver-plated surface of the power and signal contacts
- Developed and produced in accordance with the IATF 16949 automotive standard and ISO 9001
- Material data available in the IMDS (International Material Data System of the automotive industry)
- Convenient handling, thanks to the ergonomic handle and additional, rubber grip components
- Tested in accordance with selected tests of automotive standards LV124, LV214, LV215-2
- Tested in accordance with EV Ready 37 requirements
- Laser-marked pin connector pattern in accordance with DIN EN 17186
- Consistent longitudinal water tightness prevents water ingress in the cable



Key Commercial Data

Packing unit	1 pc
GTIN	 4 055626 352275
GTIN	4055626352275

Technical data

Product definition

Type	AC charging cable
	with vehicle charging connector and open cable end
	with protective cap
	Housing color black-gray

AC charging cable - EV-T2G3C-1AC32A-6,0M6,0ESBK01 - 1627760

Technical data

Product definition

Application	for charging electric vehicles (EV) with alternating current (AC) via type 2 vehicle charging inlets
	for installation at charging stations for electromobility (EVSE)
Affixed logo	"PHOENIX CONTACT" logo
Design	C-Line
Standards/regulations	IEC 62196-2
Charging standard	Type 2
Charging mode	Mode 3, Case C
Normative cable length restrictions	NOTE: Cable management may be required.
	Cable management is required in certain regions if the cable length exceeds 5.0 m (Switzerland) or 7.5 m (USA) (IEC 61851-1).

Dimensions

Height	137 mm (Vehicle charging connector)
Width	70 mm (Vehicle charging connector)
Depth	215.9 mm (Vehicle charging connector)
Conductor length	6 m
Stripping length	70 mm ±5 mm

Ambient conditions

Ambient temperature (operation)	-30 °C ... 50 °C
Ambient temperature (storage/transport)	-40 °C ... 80 °C
Max. altitude	5000 m (above sea level)
Degree of protection	IP44 (plugged in; when plugged in and ready to operate, the degree of protection is only ensued if both plug-in components are original products from Phoenix Contact or suitable standard-compliant products)
	IP54 (Protective cap)

Electrical properties

Charging power (nominal operation)	8 kW
Number of phases	1
Number of power contacts	3 (L1, N, PE)
Rated current of power contacts	32 A
Rated voltage for power contacts	250 V AC
Number of signal contacts	2 (CP, PP)
Rated current for signal contacts	2 A
Rated voltage for signal contacts	30 V AC
Type of signal transmission	Pulse width modulation
Note on the connection method	Crimp connection, cannot be disconnected
Resistor coding	220 Ω (between PE and PP)

Mechanical properties

Insertion/withdrawal cycles	> 10000
Insertion force	< 100 N

AC charging cable - EV-T2G3C-1AC32A-6,0M6,0ESBK01 - 1627760

Technical data

Mechanical properties

Withdrawal force	< 100 N
------------------	---------

Design

Design line	C-Line
Housing color	black
Mating face color	black
Color handle area	gray
Color protective cap	black
Customer variations	On request

Material

Housing material	Plastic
Material handle area	Soft plastic
Material protective cap	Soft plastic
Material mating face	Plastic
Flammability rating	V0
Material surface of contacts	Ag

Cable

Cable structure	3 x 6.0 mm ² + 1 x 0.5 mm ²
Wiring standards/regulations	prEN 50620 / DIN EN 50620
Wiring class	Class 5
Wiring certifications	VDE
External cable diameter	12.8 mm ±0.4 mm
Type of conductor	straight
Cable resistance	≤ 0.0033 Ω/m (based on a power core, at an ambient temperature of 20°C)
Outer sheath, material	TPE-U
External sheath, color	black
Minimum bending radius	96 mm (7.5 x diameter)
Cable weight	max. 305 kg/km

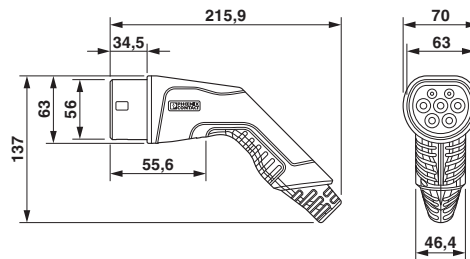
Environmental Product Compliance

REACH SVHC	Lead 7439-92-1
China RoHS	Environmentally Friendly Use Period = 10;
	For details about hazardous substances go to tab "Downloads", Category "Manufacturer's declaration"

Drawings

AC charging cable - EV-T2G3C-1AC32A-6,0M6,0ESBK01 - 1627760

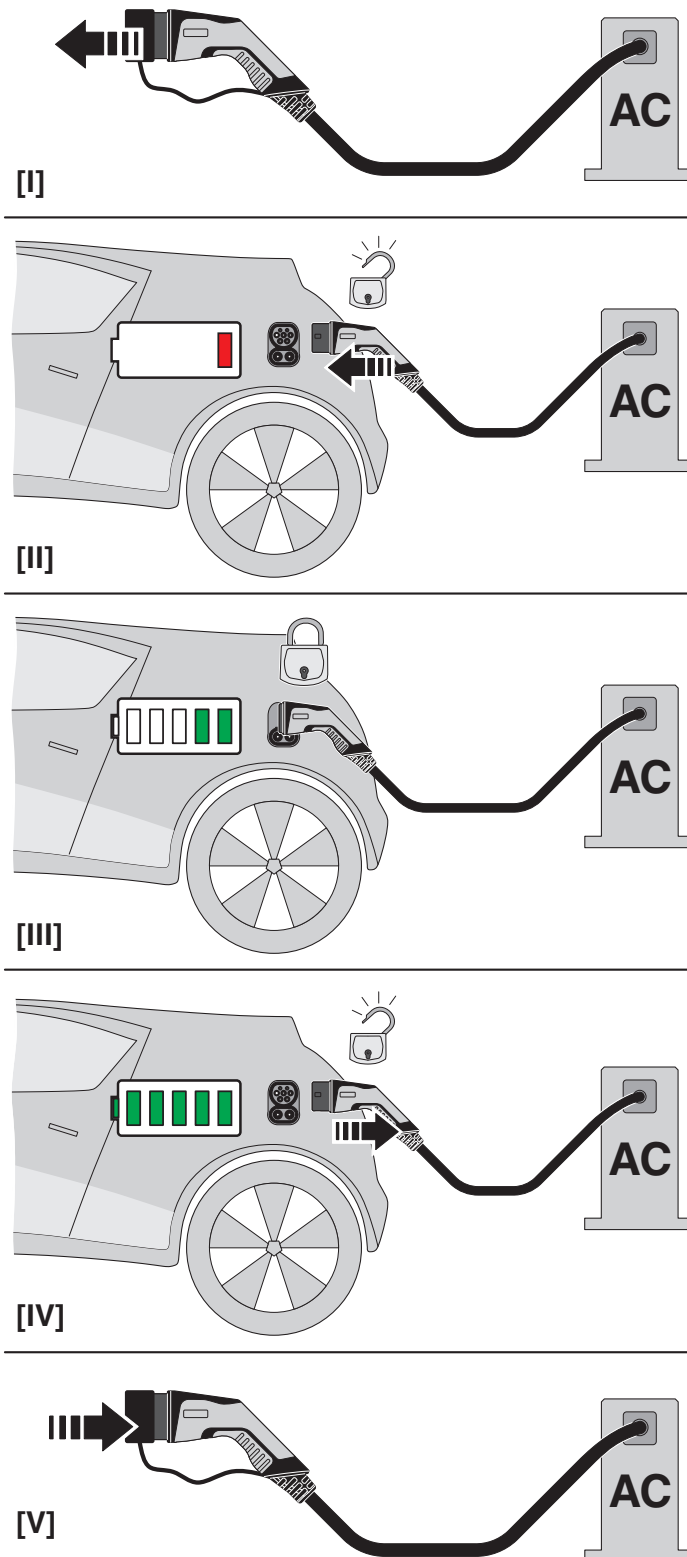
Dimensional drawing



Make sure that the vehicle charging connector is placed in an appropriate charging connector holder, which ensures a minimum protection rating of IP24 in accordance with IEC 61851-1, for the entire time between charging. To create this charging connector holder, use the dimensions of the vehicle charging connector. Detailed dimensions can also be found in the Download area.

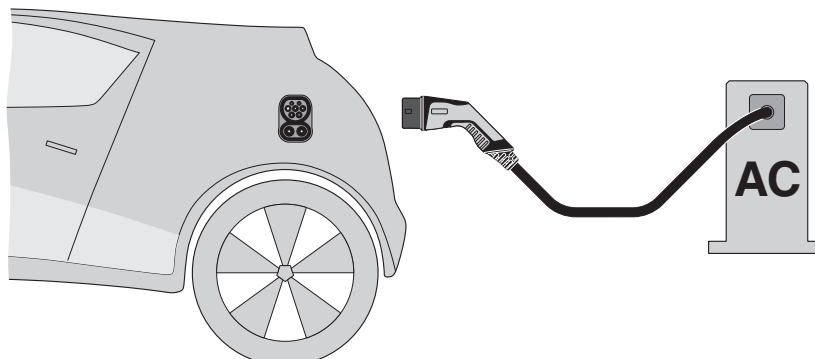
AC charging cable - EV-T2G3C-1AC32A-6,0M6,0ESBK01 - 1627760

Schematic diagram



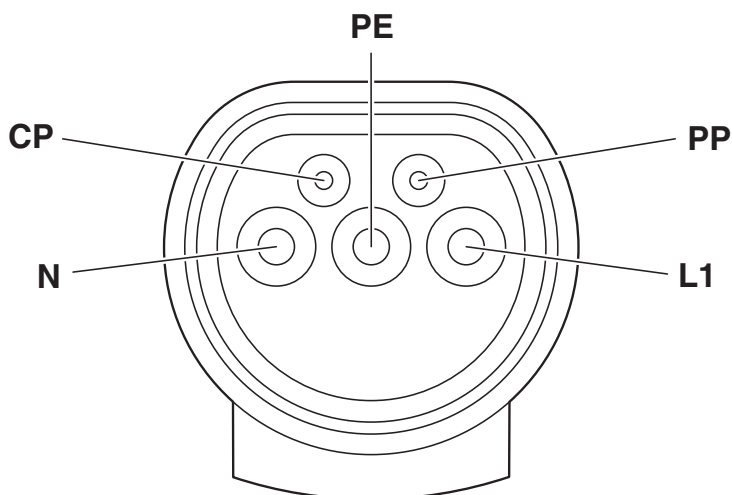
AC charging cable - EV-T2G3C-1AC32A-6,0M6,0ESBK01 - 1627760

Schematic diagram



Terminology definition

Schematic diagram



Pin assignment of the Vehicle Connector

Classifications

eCl@ss

eCl@ss 10.0.1	27144705
eCl@ss 11.0	27144705
eCl@ss 4.0	27140800
eCl@ss 4.1	27140800
eCl@ss 5.0	27143400
eCl@ss 5.1	27143400
eCl@ss 6.0	27143400
eCl@ss 7.0	27449001
eCl@ss 9.0	27144705

AC charging cable - EV-T2G3C-1AC32A-6,0M6,0ESBK01 - 1627760

Classifications

ETIM

ETIM 3.0	EC002061
ETIM 4.0	EC002061
ETIM 6.0	EC002897
ETIM 7.0	EC002897

UNSPSC

UNSPSC 6.01	30211923
UNSPSC 7.0901	39121522
UNSPSC 11	39121522
UNSPSC 12.01	39121522
UNSPSC 13.2	39121522
UNSPSC 18.0	39121522
UNSPSC 19.0	39121522
UNSPSC 20.0	39121522
UNSPSC 21.0	39121522

Approvals

Approvals

Approvals

IECEE CB Scheme / VDE Zeichengenehmigung

Ex Approvals

Approval details

IECEE CB Scheme		http://www.iecee.org/	DE1-61066/M1
Nominal voltage UN	250 V		
Nominal current IN	32 A		

VDE Zeichengenehmigung		http://www2.vde.com/de/Institut/Online-Service/VDE-gepruefteProdukte/Seiten/Online-Suche.aspx	40045387
Nominal voltage UN	250 V		
Nominal current IN	32 A		

AC charging cable - EV-T2G3C-1AC32A-6,0M6,0ESBK01 - 1627760

Accessories

Accessories

AC charging controller

AC charging controller - EV-CC-AC1-M3-CC-SER-HS - 1622459



The EV-CC-AC1-M3-CBC-SER-HS charging controller with housing for DIN rail mounting is used for charging electric vehicles at 3-phase AC networks according to IEC 61851-1, Mode 3. Optimized for charging stations with permanently mounted Vehicle Connector. All charging functions and comprehensive configuration settings are already integrated.

AC charging controller - EV-CC-AC1-M3-CC-SER-PCB - 1622460



The EV-CC-AC1-M3-CC-SER-PCB charging controller as a PCB for charging electric vehicles on a 3-phase AC power grid according to IEC 61851-1, Mode 3. Optimized for charging stations with permanently mounted Vehicle Connector. All charging functions and comprehensive configuration settings are already integrated.

AC charging controller - EV-CC-AC1-M3-CC-SER-PCB-XC-25X - 1627742



The EV-CC-AC1-M3-CC-SER-PCB charging controller as a PCB for charging electric vehicles on a 3-phase AC power grid according to IEC 61851-1, Mode 3. Optimized for charging stations with permanently mounted Vehicle Connector. All charging functions and comprehensive configuration settings are already integrated.

AC charging controller - EV-CC-AC1-M3-CC-SER-PCB-MSTB - 1627367



The EV-CC-AC1-M3-CC-SER-PCB-MSTB charging controller as a PCB for charging electric vehicles according to IEC 61851-1, Mode 3, optimized for charging stations with permanently mounted Vehicle Connector. Connection via PCB connector on header.

AC charging controller - EM-CP-PP-ETH - 2902802



EV charge control is used to charge electrical vehicles on the 3-phase AC mains power supply according to IEC 61851-1 Mode 3. All necessary control functions are integrated. Additional functions are available for various charging applications.

Adhesive label

AC charging cable - EV-T2G3C-1AC32A-6,0M6,0ESBK01 - 1627760

Accessories

Label - EV-LABEL-C - 1309766



CHARX connect, Label, accordance to DIN EN 17186, for AC charging cable, Marking C for AC type 2 vehicle charging connectors and type 2 vehicle charging inlets

Charging connector holder

Charging connector holder - EV-T2AC-PARK - 1624148



CHARX connect, Charging connector holder, for vehicle charging connectors on charging stations (EVSE), Type 2, IEC 62196-2, Front mounting

Phoenix Contact 2021 © - all rights reserved
<http://www.phoenixcontact.com>

PHOENIX CONTACT GmbH & Co. KG
Flachsmarktstr. 8
32825 Blomberg
Germany
Tel. +49 5235 300
Fax +49 5235 3 41200
<http://www.phoenixcontact.com>