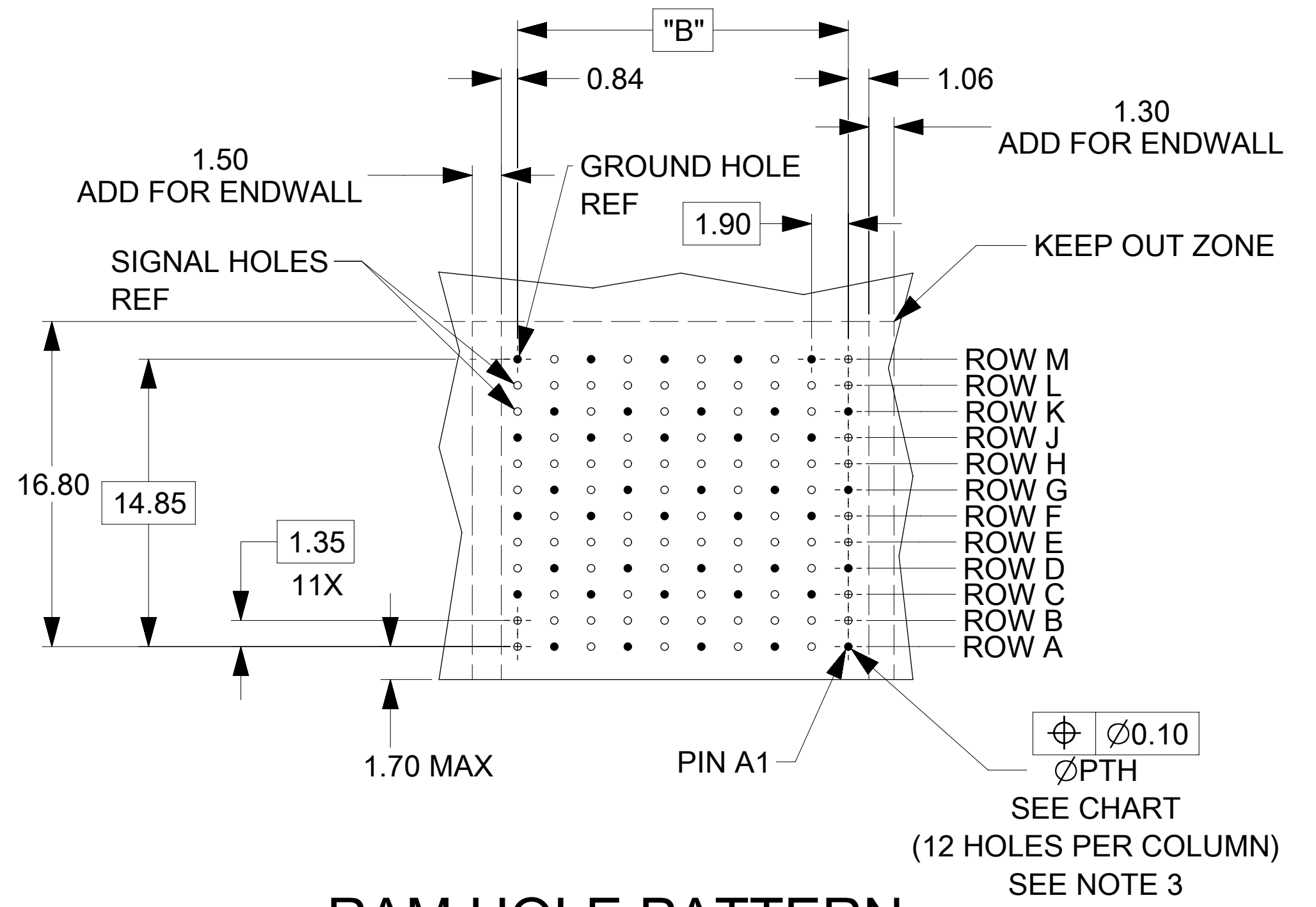
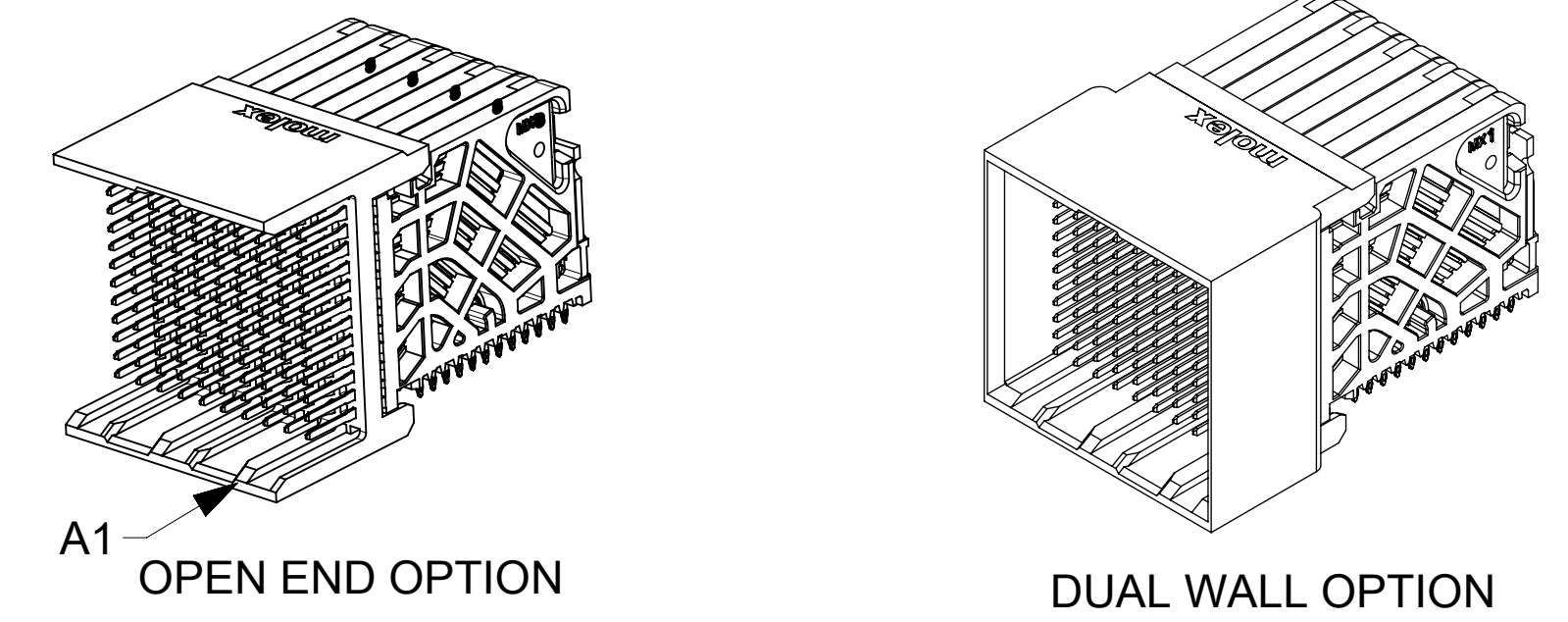
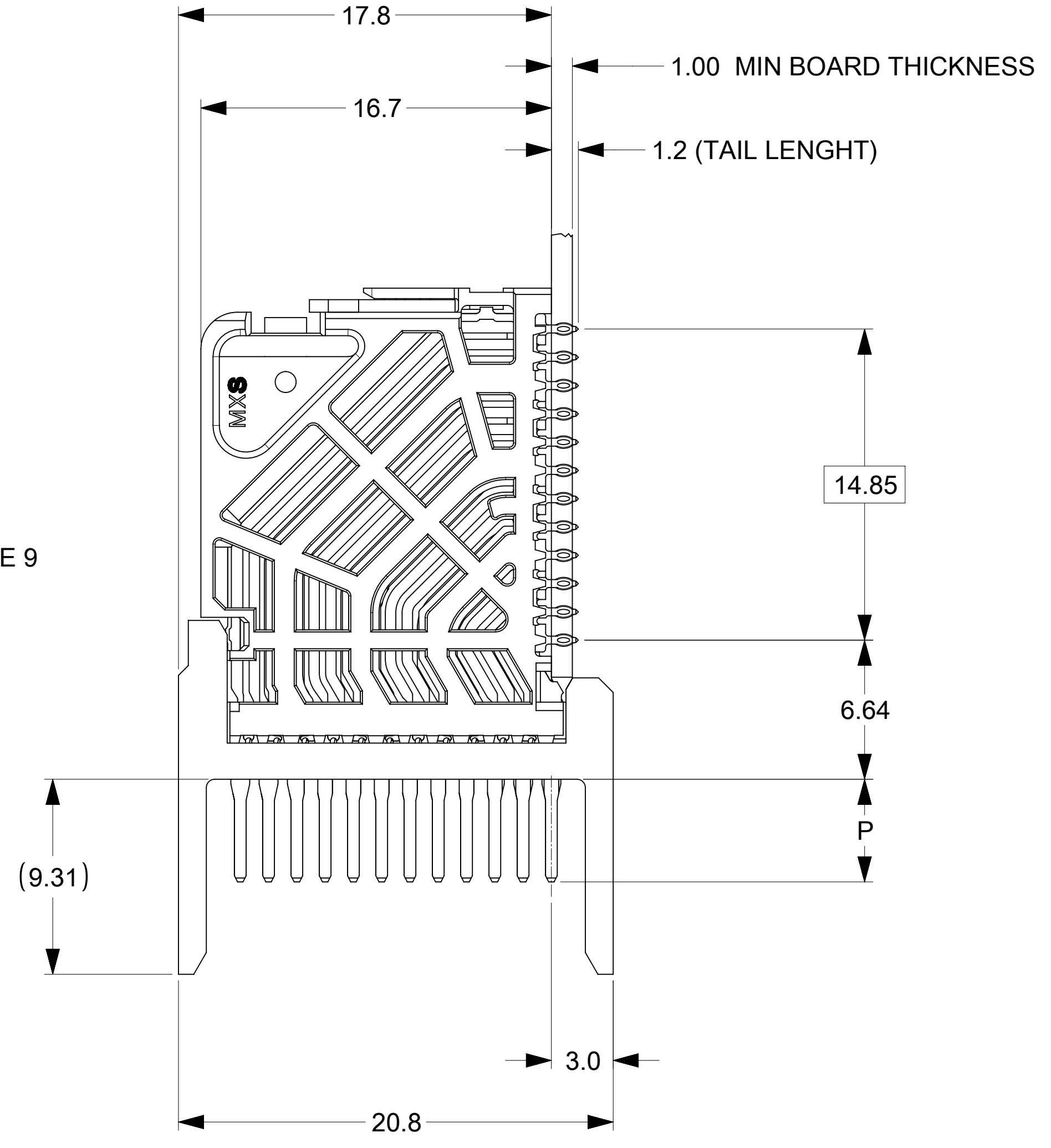
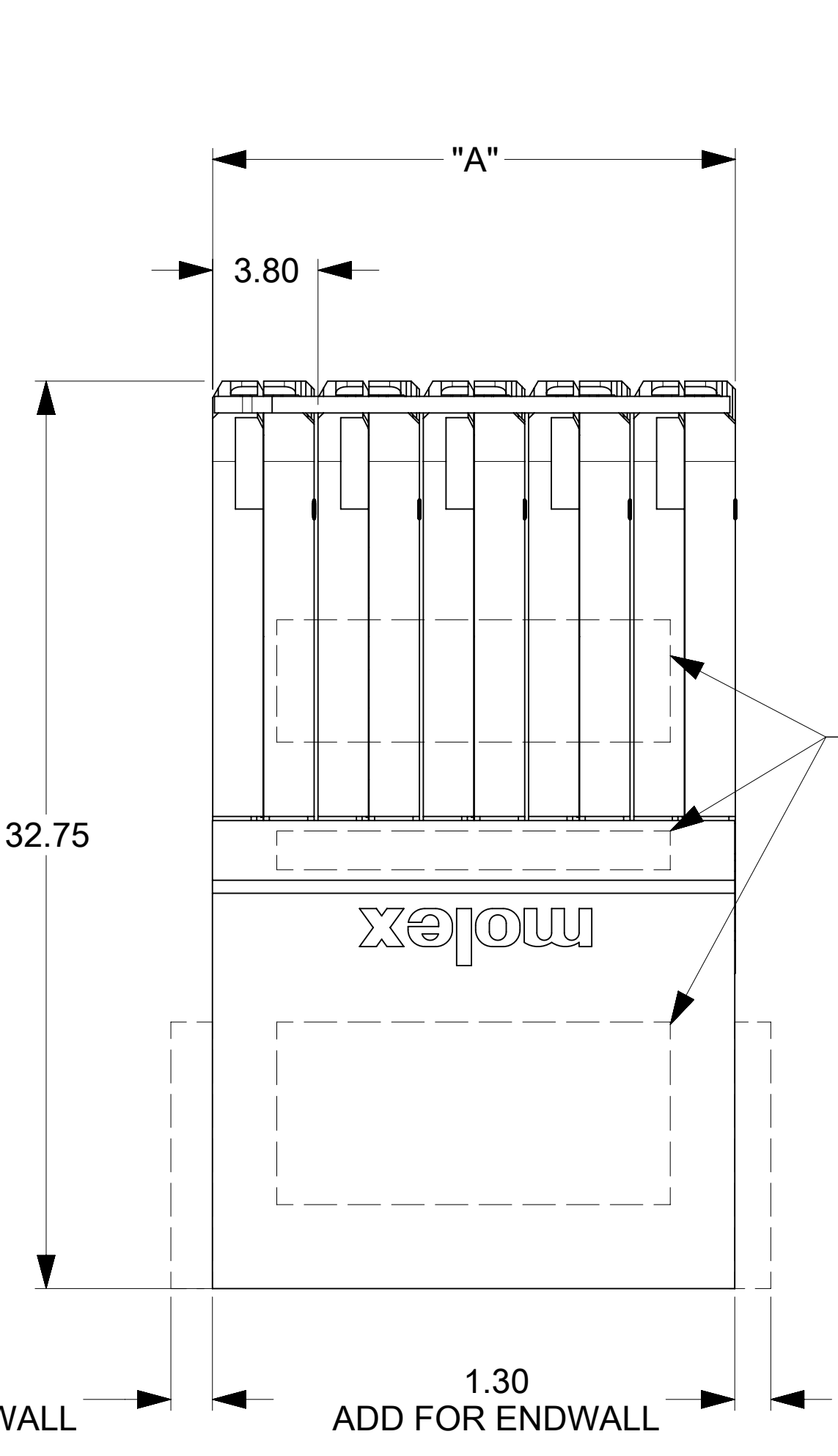


MATERIAL NUMBER	# OF COLUMNS	# OF DIFF PAIR	DIM "A" MAX	DIM "B"	PTH ϕ
76500-*8**	8	32	15.20	13.30	0.46 \pm 0.05
76500-*1**	10	40	19.00	17.10	0.46 \pm 0.05
76500-*6**	16	64	30.40	28.50	0.46 \pm 0.05
76500-*8**	8	32	15.20	13.30	0.39 \pm 0.05
76500-*1**	10	40	19.00	17.10	0.39 \pm 0.05
76500-*6**	16	64	30.40	28.50	0.39 \pm 0.05

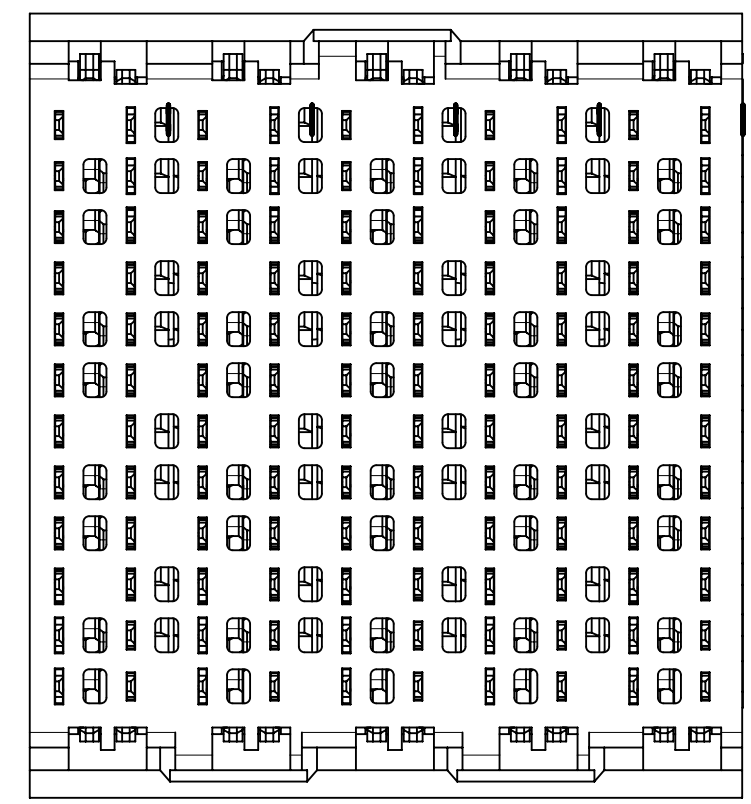
76500-****

- MODULE TYPE**
1 = UNGUIDED, LEAD-FREE
- # OF COLUMNS**
1 = 10 COLUMNS
6 = 16 COLUMNS
8 = 8 COLUMNS
- PIN LENGTH (P)**
4 = 4.90 (0.46 PTH)
5 = 5.50 (0.46 PTH)
7 = 4.90 (0.39 PTH)
8 = 5.50 (0.39 PTH)
- END WALL OPTIONS**
0 = OPEN ENDS
1 = LEFT ENDWALL
2 = DUAL ENDWALL
3 = RIGHT ENDWALL

- NOTES:
- MATERIALS: HOUSING - LIQUID CRYSTAL POLYMER (LCP), GLASS-FILLED, UL94V-0
TERMINALS - HIGH PERFORMANCE COPPER ALLOY
 - FINISH: 30 μ IN SELECTIVE GOLD IN CONTACT AREA, SELECTIVE TIN ON PCB TAILS, NICKEL OVERALL.
 - REFER TO MOLEX PRODUCT SPECIFICATION PS-76060-999 FOR PERFORMANCE SPECIFICATIONS AND ADDITIONAL PCB INFORMATION.
 - EACH SIGNAL WAFER CONTAINS 2 COLUMNS OF TERMINALS.
 - PRODUCT IS PACKAGED PER PK-70873-041.
 - THIS PART CONFORMS TO CLASS B REQUIREMENTS OF COSMETIC SPEC PS-45499-002.
 - REFER TO MOLEX SALES DRAWING SD-76160-001 FOR THE MATING RECEPTACLES.
 - REFER TO MOLEX PCB ROUTING GUIDE AS-76060-990 FOR ANTIPAD AND ROUTING RECOMMENDATIONS.
 - MARKING: LOCATED APPROXIMATELY AS SHOWN. PART NUMBER AND DATE CODE.

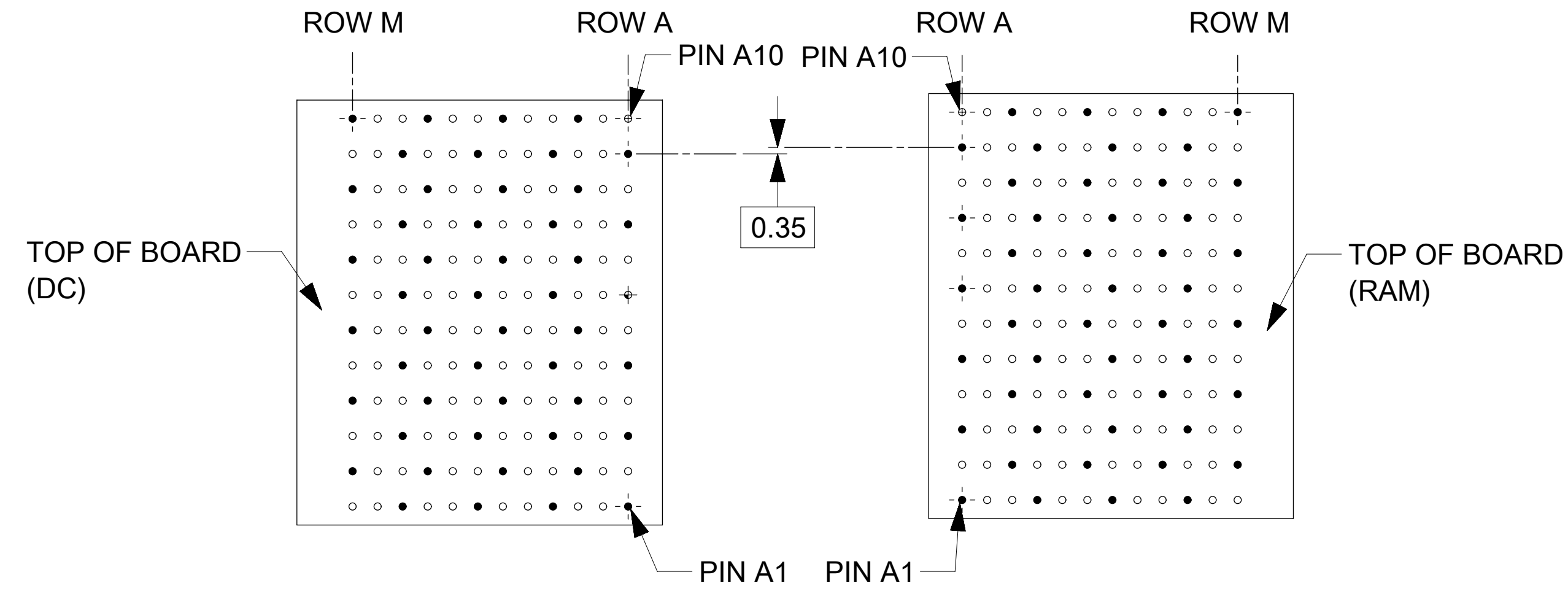
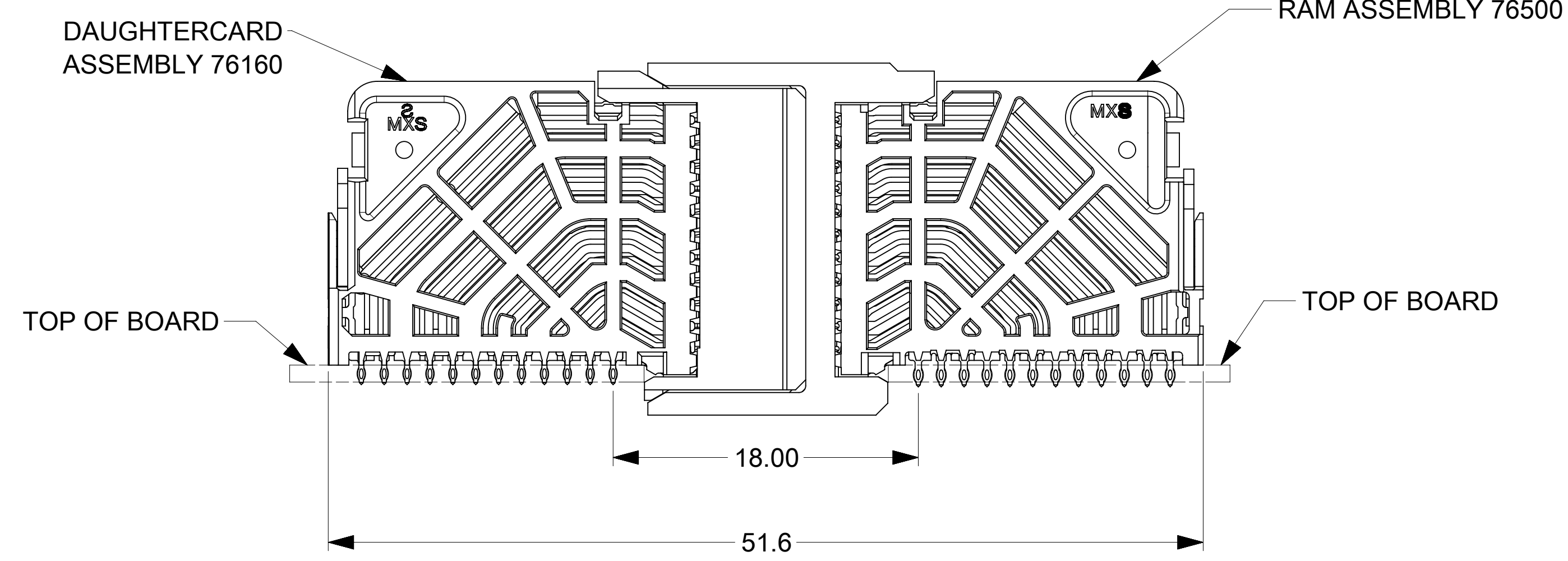


RAM HOLE PATTERN (CONNECTOR SIDE)

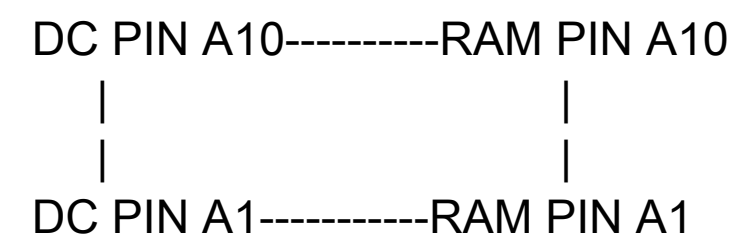


THIS DRAWING CONTAINS INFORMATION THAT IS PROPRIETARY TO MOLEX ELECTRONIC TECHNOLOGIES, LLC AND SHOULD NOT BE USED WITHOUT WRITTEN PERMISSION															
DIMENSION UNITS: mm		SCALE: NTS		CURRENT REV DESC: REMASTERED TO NX						molex					
GENERAL TOLERANCES (UNLESS SPECIFIED)				EC NO: 705090											
ANGULAR TOL \pm 0.5°				DRWN: DYARAS 2021/12/07				IMPACT 4 PAIR RAM UNGUIDED SIGNAL MODULE SALES DRAWING							
4 PLACES \pm				CHK'D: YOGEEB 2022/02/09											
3 PLACES \pm				APPR: LZENG 2022/05/13				PRODUCT CUSTOMER DRAWING							
2 PLACES \pm 0.13				INITIAL REVISION:											
1 PLACE \pm 0.25				DRWN: JQUILES 2009/01/12				DOCUMENT NUMBER: SD-76500-001		DOC TYPE: PSD		DOC PART: 001		REVISION: D4	
0 PLACES \pm				APPR: JLAURX 2009/01/13											
DRAFT WHERE APPLICABLE MUST REMAIN WITHIN DIMENSIONS				THIRD ANGLE PROJECTION		DRAWING: D-SIZE		SERIES: 76500		MATERIAL NUMBER: SEE TABLE		CUSTOMER: GENERAL MARKET		SHEET NUMBER: 1 OF 2	

COPLANAR APPLICATION



COPLANAR MATED SIGNAL PATHS



THIS DRAWING CONTAINS INFORMATION THAT IS PROPRIETARY TO MOLEX ELECTRONIC TECHNOLOGIES, LLC AND SHOULD NOT BE USED WITHOUT WRITTEN PERMISSION									
DIMENSION UNITS		SCALE		CURRENT REV DESC: REMASTERED TO NX					
mm		NTS		<p style="text-align: center;">IMPACT 4 PAIR RAM UNGUIDED SIGNAL MODULE SALES DRAWING</p> <p style="text-align: center;">PRODUCT CUSTOMER DRAWING</p>					
GENERAL TOLERANCES (UNLESS SPECIFIED)									
ANGULAR TOL		± 0.5°							
4 PLACES		±							
3 PLACES		±							
2 PLACES		± 0.13							
1 PLACE		± 0.25		EC NO: 705090		2021/12/07			
0 PLACES		±		DRWN: DYARAS		2022/02/09			
DRAFT WHERE APPLICABLE MUST REMAIN WITHIN DIMENSIONS				THIRD ANGLE PROJECTION		DRAWING		SERIES	
DRAFT WHERE APPLICABLE MUST REMAIN WITHIN DIMENSIONS		THIRD ANGLE PROJECTION		DRAWING		SERIES		MATERIAL NUMBER	
DRAFT WHERE APPLICABLE MUST REMAIN WITHIN DIMENSIONS		THIRD ANGLE PROJECTION		DRAWING		SERIES		CUSTOMER	
DRAFT WHERE APPLICABLE MUST REMAIN WITHIN DIMENSIONS		THIRD ANGLE PROJECTION		DRAWING		SERIES		SHEET NUMBER	
DRAFT WHERE APPLICABLE MUST REMAIN WITHIN DIMENSIONS		THIRD ANGLE PROJECTION		DRAWING		SERIES		2 OF 2	