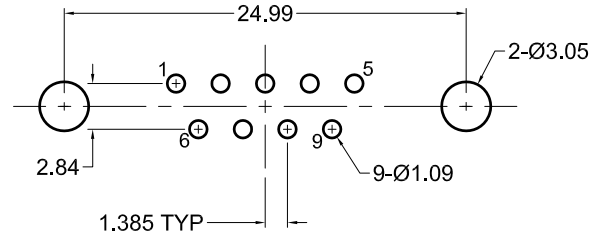


Recommended PCB Layout (Top View)



Material And Finish

Shell: Steel, Nickel Plated

Insulator: PBT with Glass-Fiber Reinforcement
UL 94V-0
Color-Black

Contact Material:
Plug - Brass

Contact Construction:
Precision Machined

Contact Plating Options:

Standard Option:
Gold Flash over Nickel on Entire Contact

Specifications

Rated Current: 2A

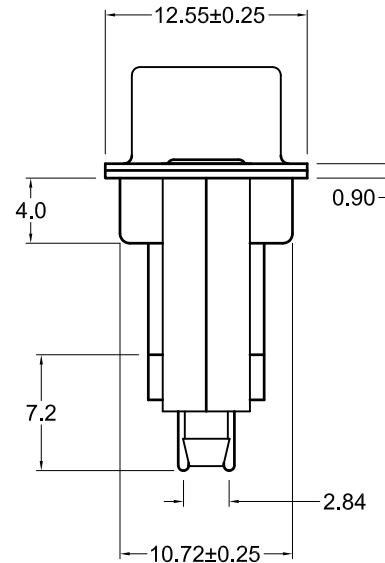
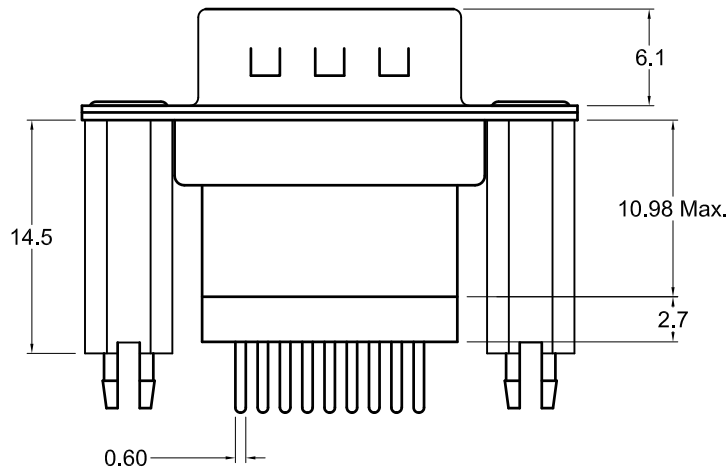
Rated Voltage: 30V RMS

Withstanding Voltage:
500V (rms) AC for 1 minute

Insulation Resistance:
more than 1000 Megohm at 500V DC

Contact Resistance:
13 milliohm max.

Temperature Rating:
-55°C to +105°C



Ferrite Specifications

Test Frequency	Edge Hole	Inner Hole
30 Mhz	17-27 Ohms	22-30 Ohms
50 Mhz	22-30 Ohms	29-37 Ohms
100 Mhz	29-34 Ohms	35-40 Ohms

RoHS COMPLIANT



Tolerances
X.X ± 0.25
X.XX ± 0.15
Unless Stated Otherwise

REV.	DATE	DESCRIPTION	REV. BY	CHK. BY	DRAWN BY	DATE
A1	03/06/06	New Drawing	R. Aguirre	H. MA	R. Aguirre	03/03/06
A2	1/21/08	ECO# 07-052	WILL H.	H. MA		
A3	02/22/10	ECO# 10-010	S. Vien	H. MA		
A4	12/31/17	ECO# 17-035	C. Kelleher	C. Furumasu		
						UNITS
						mm

KF88X-EC-9P-BR

D-Sub, Male, Vert. 9 Pos., RoHS Compliant
Machined Contacts, w/Boardlocks

