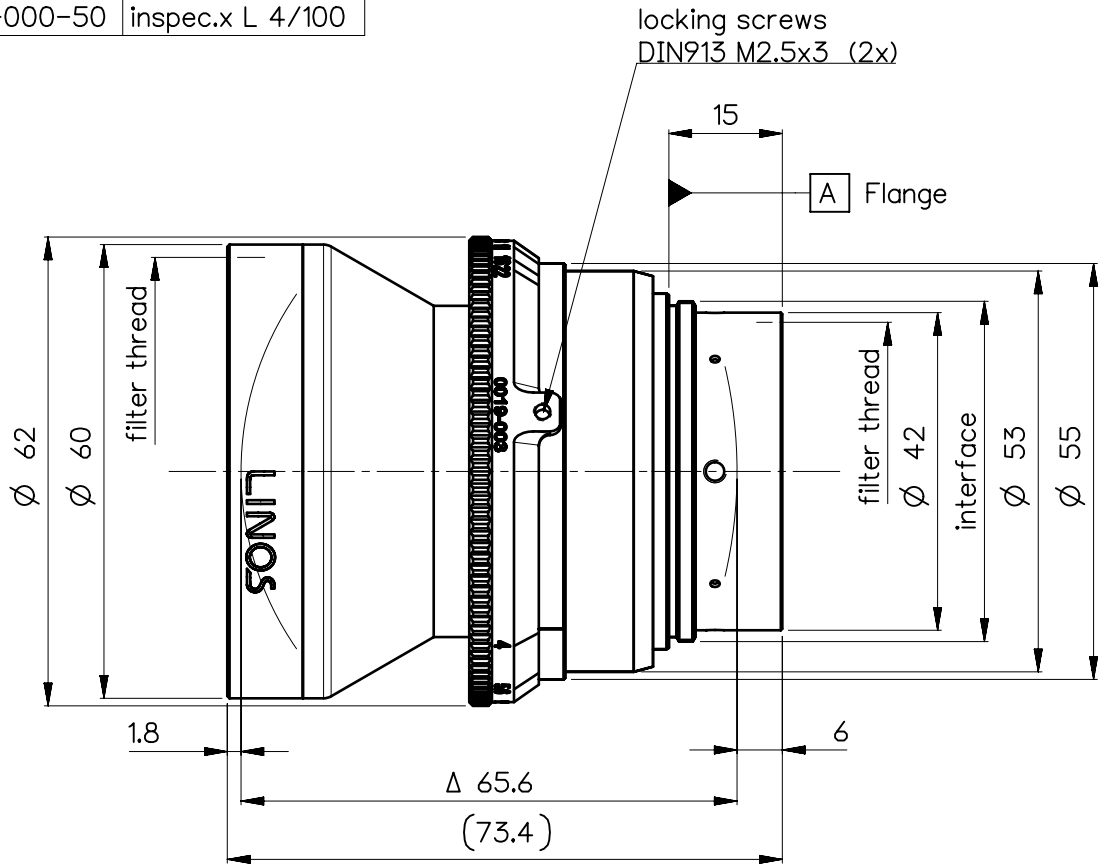
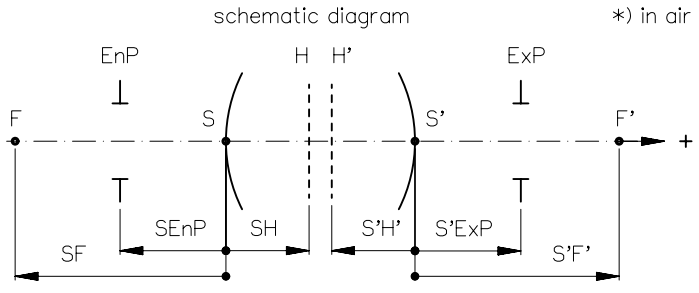


order number	lens name
0019-003-000-50	inspec.x L 4/100



Specification	ON	7722-9001	
image circle max. (mm)	70.4	working distance (mm)	553 ... ∞
focal length f' (mm)	100.0	interface	M45 x0.75
magnification β' [range]	-0.05 [-0.2 ... 0]	filter thread	M58 x0.75 / M40.5 x0.5
spectral range λ (nm)	400 - 750	weight (g)	330



design includes CCD cover glass:	yes / 2 mm N-BK7						
SF (mm)	-55.2	f-stop	4	Ø EnP	23.8	Ø Exp	23.5
S'F' (mm) *	82.6	HH' (mm) *	3.4	SH (mm)	44.8	S'H' (mm) *	-17.4
SEnP (mm)	46.3	S'Exp (mm) *	-15.9				

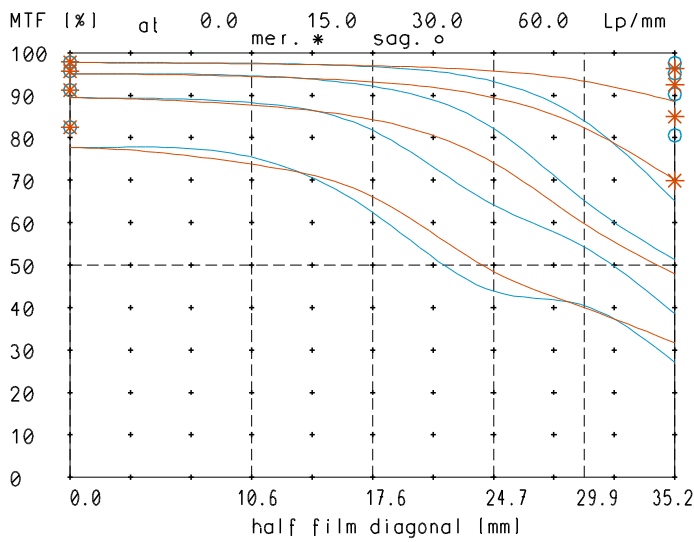
NX	EU-D	AL-T1A	US-D	US-ML	not export controlled	
	REV	ECC	DATE	APPROVED	GENERAL TOLERANCE OF DIMENSION, FORM, POS.	
	a	Neuausg	19.09.18	Riegg		
	BASIC TOLERANCING PRINCIPLE					
PROTECTIVE NOTE "DIN ISO 16016" TO BE OBSERVED	TITLE				SCALE 1:1	
	inspec.x L 4/100				MATERIAL	
	FIRST ISSUE				DATE	NAME
DIN A 4	CHKD				19.09.18	Stauder
	DRAWING NO.				0019-003-100-50-0002a	SHEET 1 OF 1
	REPLACES				0019-003-100-49	

ALL DIMENSIONS ARE IN MM AND INCLUDE SURFACE TREATMENT

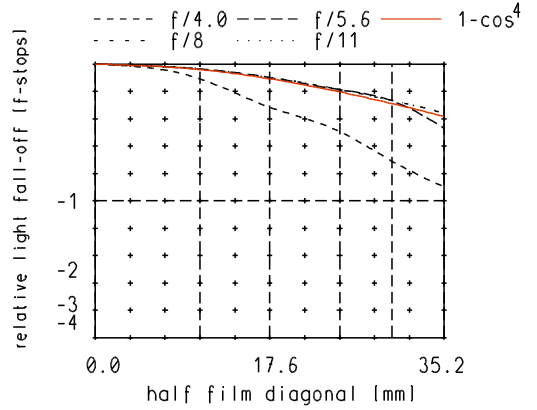


inspec.x - _L_4.0/100

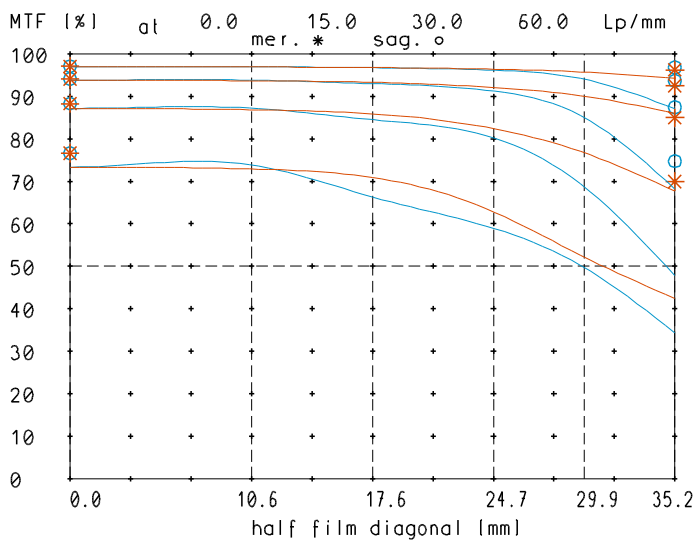
MTF at ratio -0.05 f/ 4.0



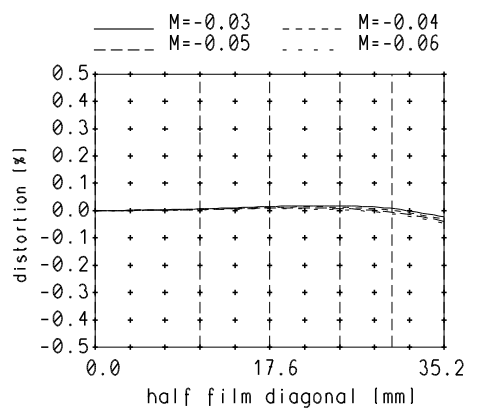
relative light fall-off at ratio -0.05



MTF at ratio -0.05 f/ 5.6

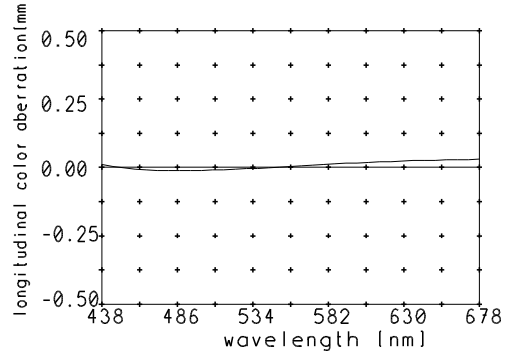


Distortion at ratio -0.03 to -0.06



— sagittal, o Diffraction limited value
 — meridional* Diffraction limited value

Longitudinal color aberration at ratio -0.05



Named frequencies (line pairs/mm) in modular transfer function (MTF) as well as diagrams of relative light fall-off, distortion and longitudinal color aberration refer to film plane.