74680

CUSTOMER: KIRANA

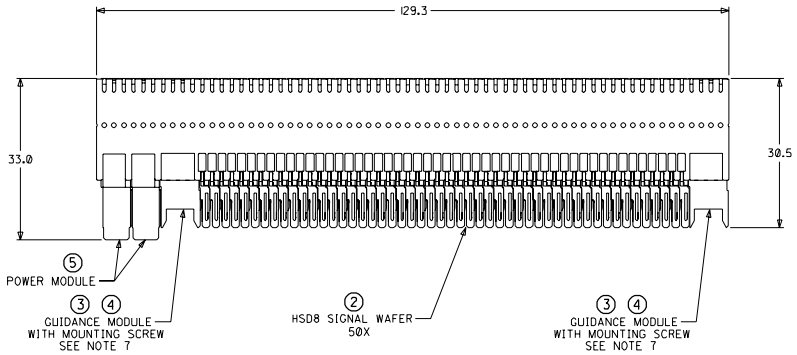

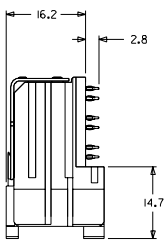

NOTES: (UNLESS OTHERWISE SPECIFIED)

1. MATERIALS: HOUSING - LIQUID CRYSTAL POLYMER (LCP), GLASS-FILLED, UL94V-0, BLACK.
   TERMINALS - HIGH PERFORMANCE COPPER ALLOY.
   STIFFENER - STAINLESS STEEL.
2. FINISH: SELECTIVE GOLD (Au) IN CONTACT AREA, 0.00076mm MINIMUM THICKNESS; SELECTIVE TIN/LEAD (Sn/Pb) ON PCB TAILS. NICKEL (Ni) OVERALL.
3. REFER TO MOLEX PRODUCT SPECIFICATION PS-74031-999 FOR PERFORMANCE SPECIFICATIONS.
4. REFER TO MOLEX DOCUMENT SD-74681-002 FOR ADDITIONAL DETAIL ON THE HSD8 SIGNAL WAFER.
5. REFER TO MOLEX DOCUMENT SD-74037-006 FOR ADDITIONAL DETAIL ON THE GUIDANCE MODULE.
6. REFER TO MOLEX DOCUMENT SD-74026-002 FOR ADDITIONAL DETAIL ON THE POWER MODULE.
7. MOUNTING SCREWS WILL BE BAGGED WITH EACH CONNECTOR.
8. PARTS ARE PACKAGED IN TUBES PER PK-70873-5041.

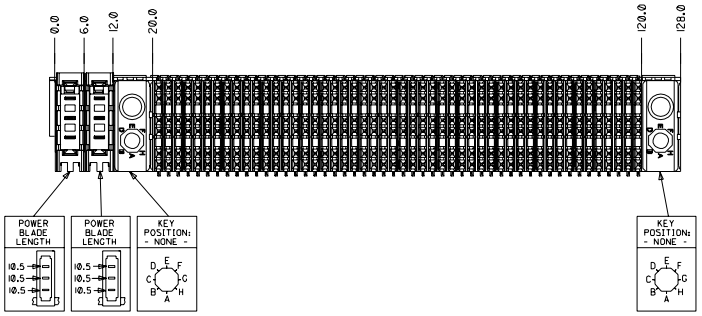

ITEM	PART NUMBER	DESCRIPTION	QTY
1	74046-0129	STIFFENER	1
2	74681-0001	HSD8 SIGNAL WAFER	50
3	74037-0008	POLARIZING/GUIDE MODULE	2
4	73726-0000	GUIDE MODULE MNTG SCREW	2
5	74026-8333	POWER MODULE	2

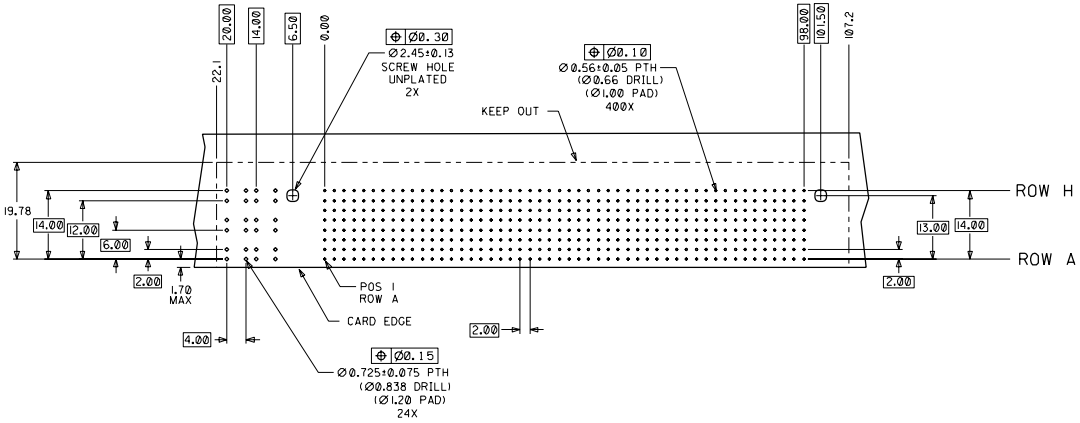

DAUGHTERCARD HOLE PATTERN
(CONNECTOR SIDE)

INITIAL RELEASE
EC NO. UDT2002-0619
DRWN: ATP 01/10/17
CH'K: LAURX 01/10/17
APPR: BIXLER 01/10/17
DESCRIPTION
A
REV

QUALITY SYMBOLS
MAJOR = 0
CRITICAL C = 0

GENERAL TOLERANCES: (UNLESS SPECIFIED)

	mm	INCH
4 PLACES	±0. --	±. --
3 PLACES	±0. --	±. --
2 PLACES	±0. --	±. --
1 PLACE	±0. --	±. --
ANGULAR: ± 2°		

DRAFT WHERE APPLICABLE MUST REMAIN WITHIN DIMENSIONS

SCALE 2 : 1
DESIGN UNITS ☒ mm ☐ INCH
THIRD ANGLE PROJECTION
DIMENSIONS: ☐ mm/INCH ☐ INCH/mm ☒ mm ONLY
SHT REV
REVISE ON CAD ONLY

DRAWN BY & DATE ATP 01/10/17
CHECKED BY & DATE LAURX 01/10/17
APPROVED BY & DATE BIXLER 01/10/17

TITLE: 8 ROW HSD DAUGHTERCARD ASSEMBLY SALES DRAWING

MOLEX INCORPORATED

CAD FILENAME SD-74680-074
MATERIAL NO. 74680-0074
DRAWING NO. SD-74680-074
SHEET NO. 1 OF 1
SIZE D

THIS DRAWING CONTAINS INFORMATION THAT IS PROPRIETARY TO MOLEX INCORPORATED AND SHOULD NOT BE USED WITHOUT WRITTEN PERMISSION.