



SIGNAL INTEGRITY REPORT

DOCUMENT SUMMARY

This document compares the performance of Molex's enhanced zSFP+ product to the SFF-8081 revision 0.9 specification.

Further information regarding this connector product line and other related Molex zSFP+ products can be found at <http://www.molex.com/>

zSFP+ SMT



APPLICABLE PART NUMBER(S): Molex series 170382: 170382-0001, 170382-0002

DISCLAIMERS: Information contained in this document is simulated. Molex Incorporated does not guarantee the performance of the final product to the information provided in this document.

Molex does not represent, warrant or guarantee the accuracy of the information, expressly disclaims all warranties including the implied warranties of merchantability and fitness for particular purpose and shall not be liable for any damages whatsoever arising from use of, or inability to use, the information contained in this document or accompanying electronic file.

The user is responsible for verifying the results of their use of this information, and assumes all risk of doing or not doing so. Use of the electronic file evidences user's agreement to the above terms.

REVISION: A	ECN INFORMATION: EC No: UCP2012-2865 DATE: 3/2/2012	TITLE: zSFP+ SMT SFF-8081 Analysis MOLEX CONFIDENTIAL	SHEET No. 1 of 6
DOCUMENT NUMBER: SI-170382-0001	CREATED / REVISED BY: X. Wu	CHECKED BY: M. Rowlands	APPROVED BY: R. Benson



SIGNAL INTEGRITY REPORT

DOCUMENT SCOPE

This document uses modeled connector data (SP-170382-0001.s8p and SP-170382-0001_revB.s8p) to demonstrate conformance to the SFF-8081 revision 0.9 specification. Information about these models can be found in Electrical Model Documentation (EE-170382-001_rev3.pdf and EE-170382-0001_revB.pdf) for these modeled data.

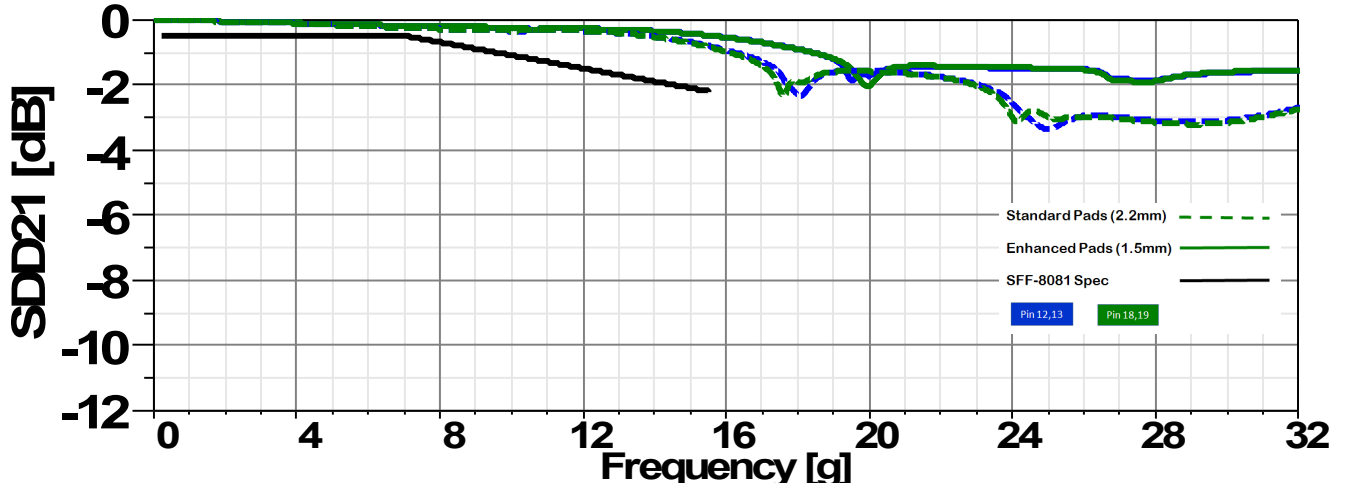
For the differential requirements the defined SFF-8081 reference board losses, shown below, were added to the modeled connector data. Note, that SFF does not define any common mode insertion losses for the applicable test fixtures. There for no adjustments were made to the connector only common mode data to show conformance. Actual measured values would vary depending on the common mode insertion loss performance of the test fixtures.

REVISION: A	ECN INFORMATION: EC No: UCP2012-2865 DATE: 3/2/2012	TITLE: zSFP+ SMT SFF-8081 Analysis MOLEX CONFIDENTIAL	SHEET No. 2 of 6
DOCUMENT NUMBER: SI-170382-0001	CREATED / REVISED BY: X. Wu	CHECKED BY: M. Rowlands	APPROVED BY: R. Benson

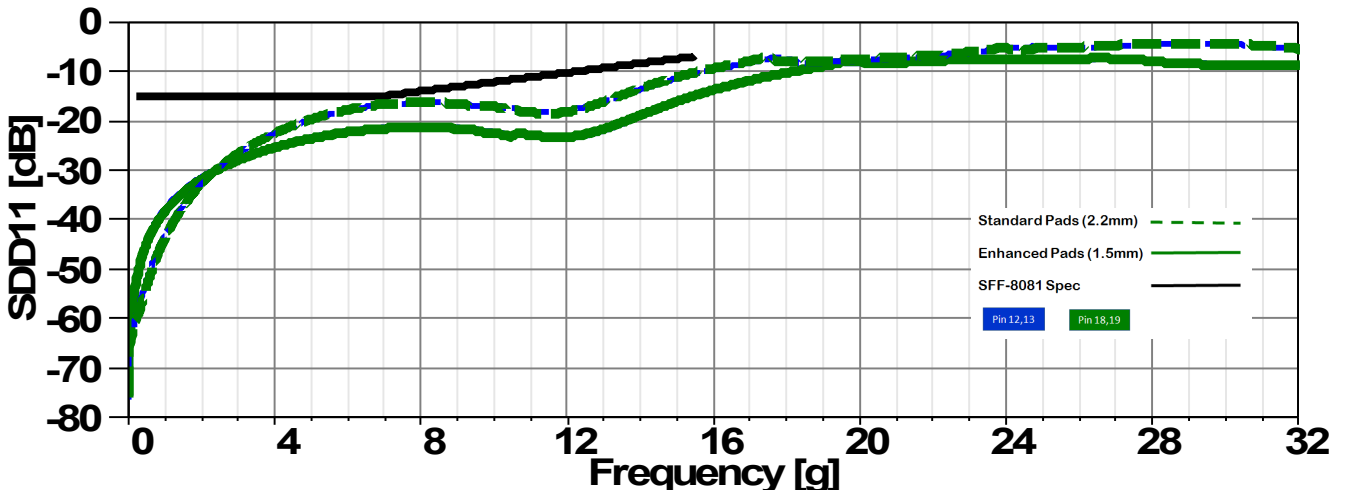


SIGNAL INTEGRITY REPORT

Differential Insertion Loss



Differential Return Loss

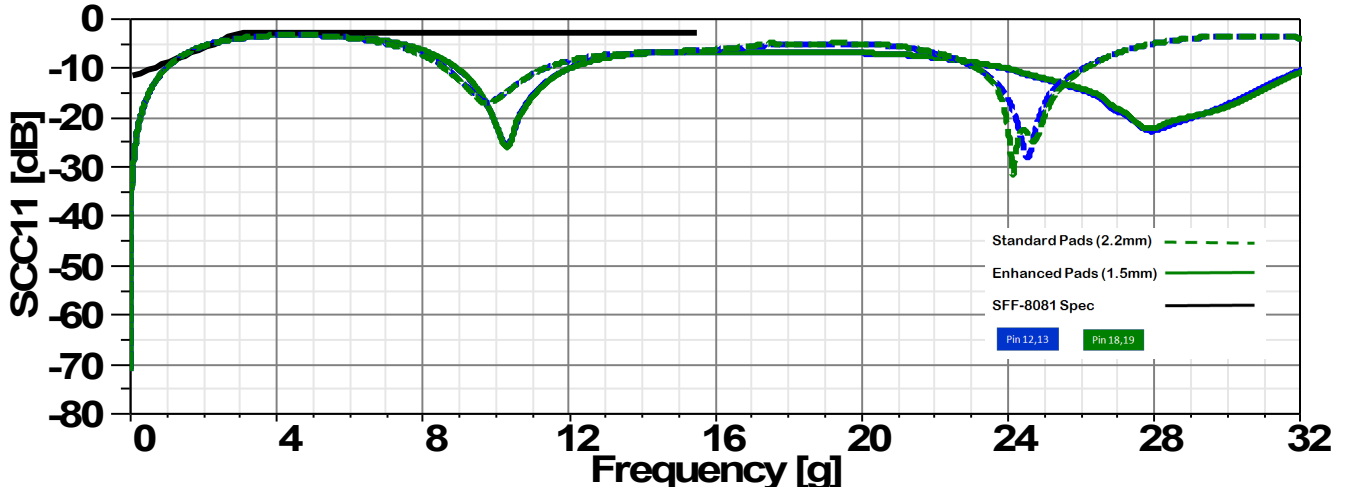


REVISION: A	ECN INFORMATION: EC No: UCP2012-2865 DATE: 3/2/2012	TITLE: zSFP+ SMT SFF-8081 Analysis MOLEX CONFIDENTIAL	SHEET No. 3 of 6
DOCUMENT NUMBER: SI-170382-0001	CREATED / REVISED BY: X. Wu	CHECKED BY: M. Rowlands	APPROVED BY: R. Benson

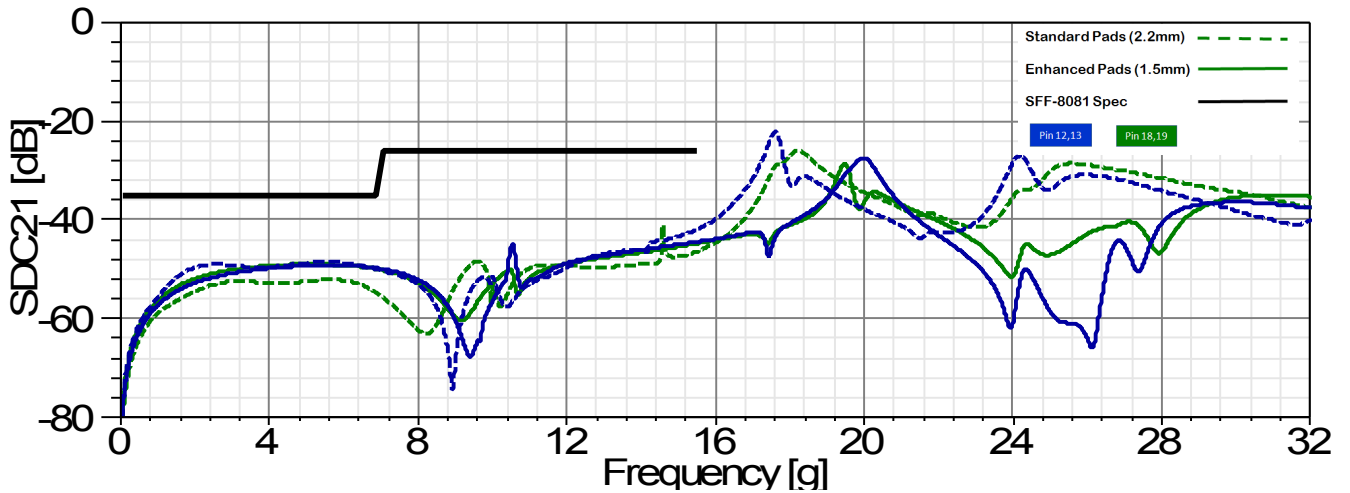


SIGNAL INTEGRITY REPORT

Common Mode Return Loss



Differential-to-Common Mode Conversion (Through)



REVISION: A	ECN INFORMATION: EC No: UCP2012-2865 DATE: 3/2/2012	TITLE: zSFP+ SMT SFF-8081 Analysis MOLEX CONFIDENTIAL	SHEET No. 4 of 6
DOCUMENT NUMBER: SI-170382-0001	CREATED / REVISED BY: X. Wu	CHECKED BY: M. Rowlands	APPROVED BY: R. Benson



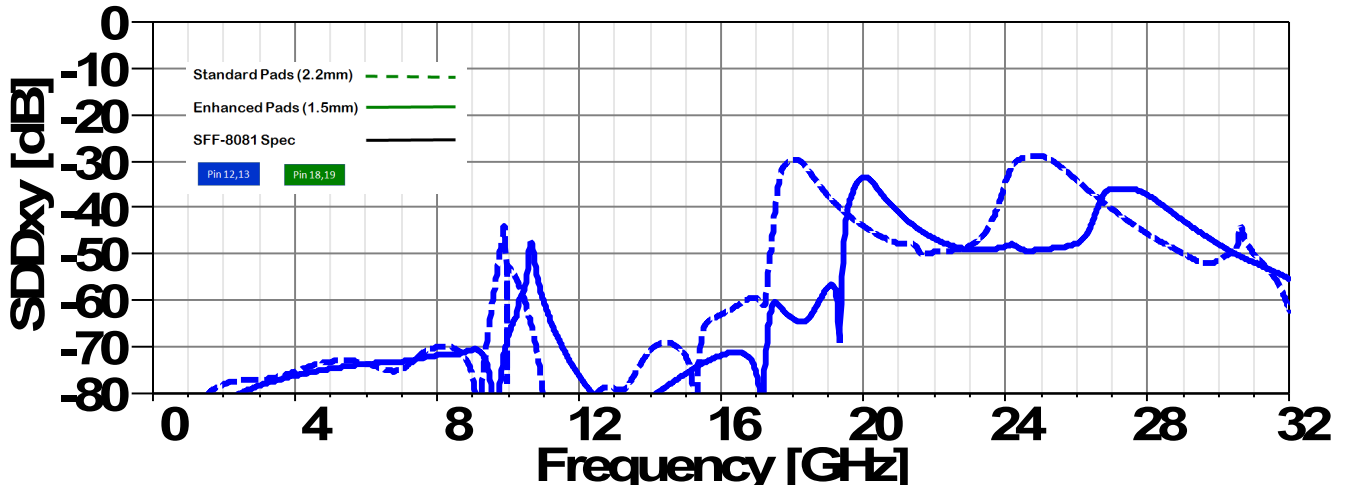
SIGNAL INTEGRITY REPORT

Differential Near-end Crosstalk

SFF-8081 spec (20GHz BW, 1.0Vdiff, 24ps 20-0 risetime): 1.8 mVrms

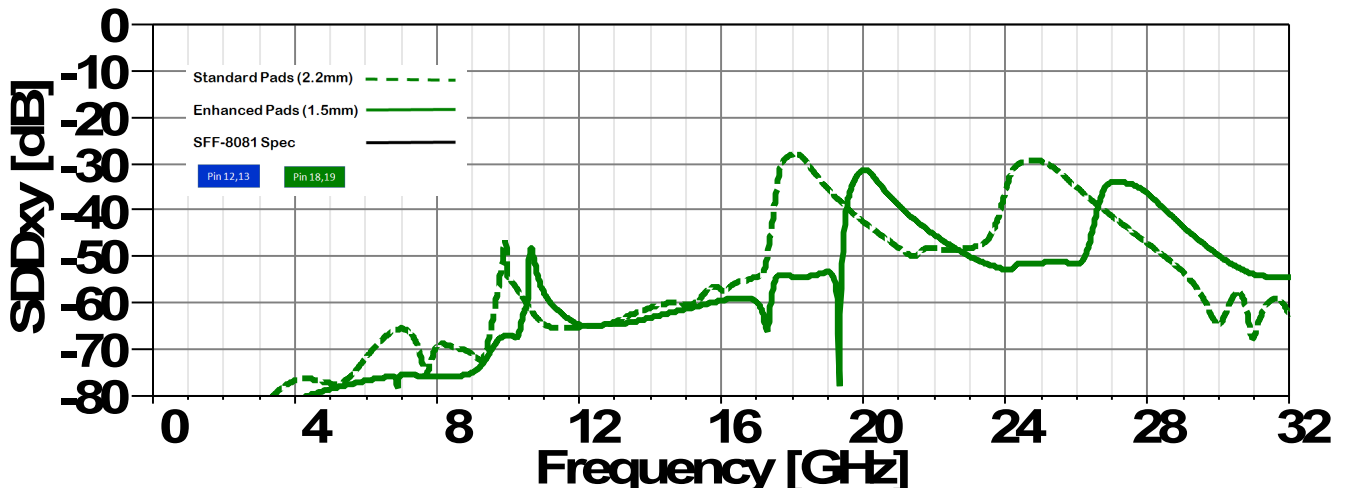
zSFP+ SMT standard pads: 0.3 mVrms

zSFP+ SMT standard pads: 0.2 mVrms



Differential Far-end Crosstalk – FOR REFERENCE

SFF-8081 spec: Not applicable

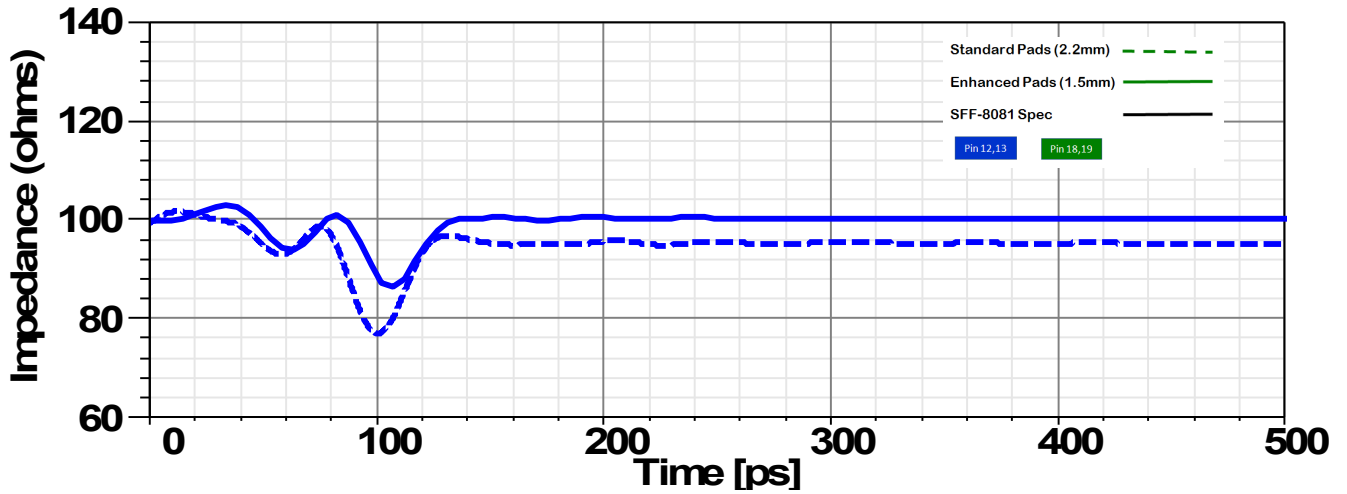


REVISION: A	ECN INFORMATION: EC No: UCP2012-2865 DATE: 3/2/2012	TITLE: zSFP+ SMT SFF-8081 Analysis MOLEX CONFIDENTIAL	SHEET No. 5 of 6
DOCUMENT NUMBER: SI-170382-0001	CREATED / REVISED BY: X. Wu	CHECKED BY: M. Rowlands	APPROVED BY: R. Benson

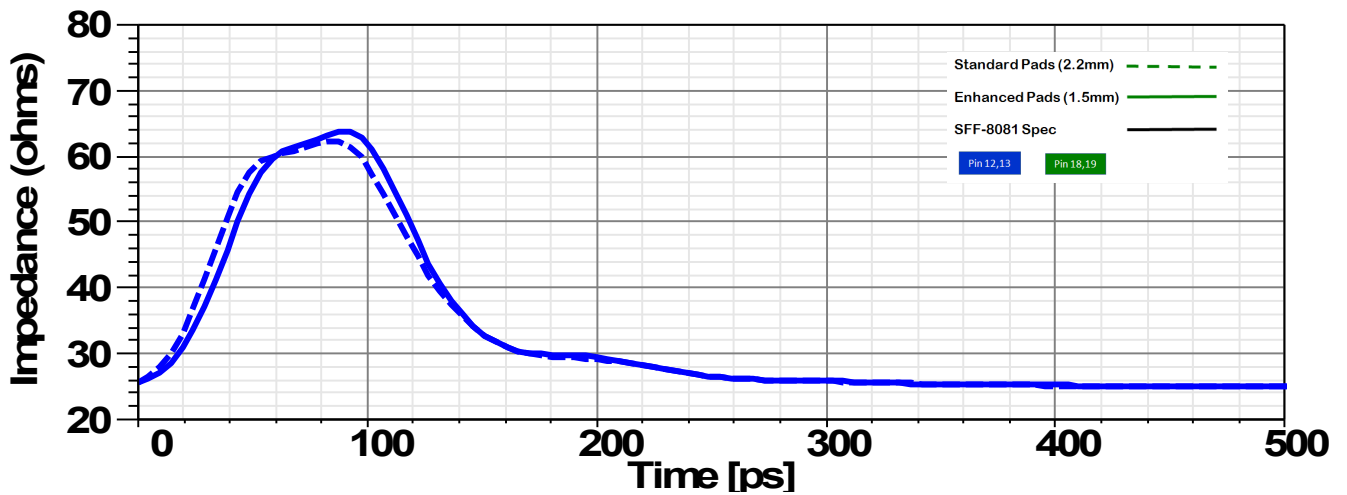


SIGNAL INTEGRITY REPORT

Differential Impedance (TDR)



Common Mode Impedance (TDR)



REVISION: A	ECN INFORMATION: EC No: UCP2012-2865 DATE: 3/2/2012	TITLE: zSFP+ SMT SFF-8081 Analysis MOLEX CONFIDENTIAL	SHEET No. 6 of 6
DOCUMENT NUMBER: SI-170382-0001	CREATED / REVISED BY: X. Wu	CHECKED BY: M. Rowlands	APPROVED BY: R. Benson