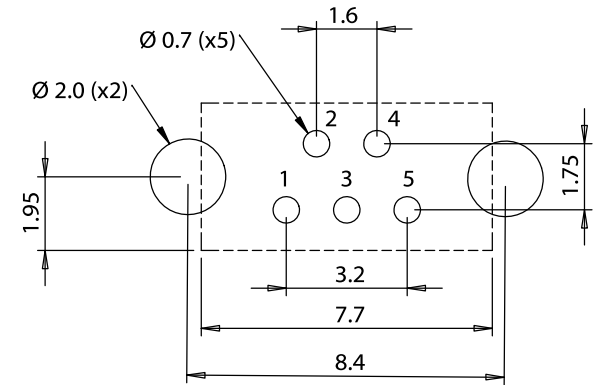
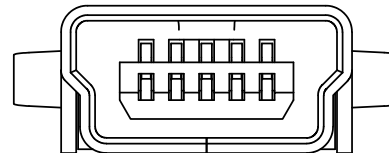
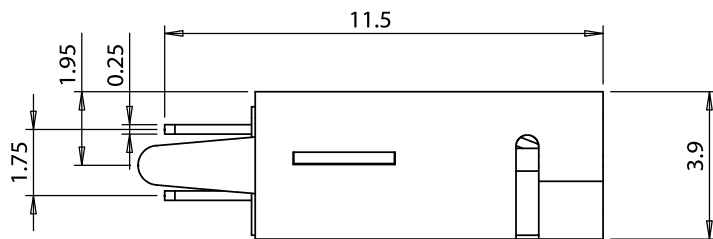
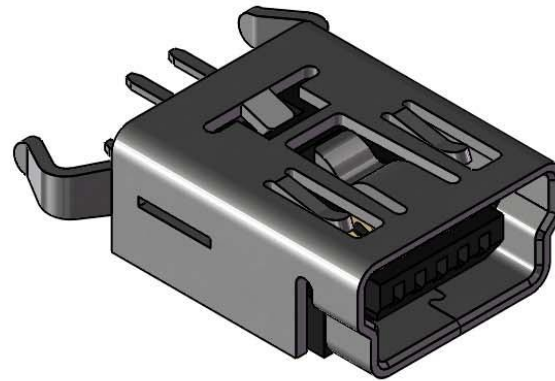
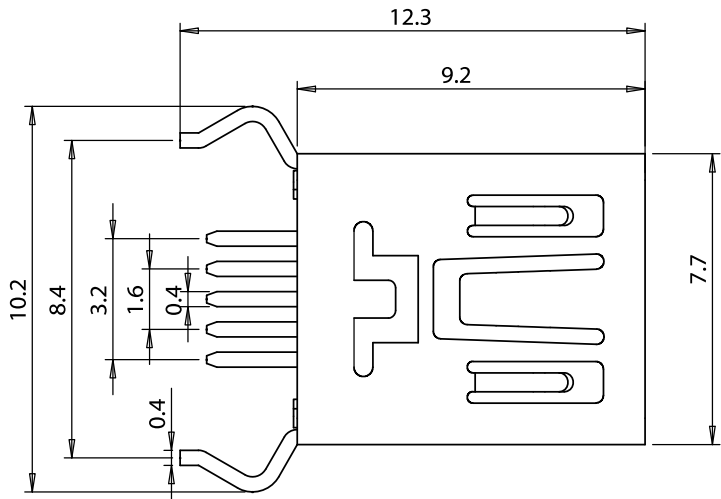


USB mini B jack 180° PCB mount



PCB Layout

Revision:	Date:	Description:	Prepared:	Notes:	<h1>TENSILITY</h1> tel 1.541.323.3228 800 877.670.7118 fax 1.541.323.4202 web tensility.com
A	09/28/2015	Initial release	GL <small>Digitally signed by GL Date: 2018.08.06 11:13:31 -07'00'</small>		
A1	07/30/2018	Corrected operating temp range	Verified:	Function test: no open, no short circuit, no intermittent	Size: Part number:
			RS <small>Digitally signed by RS Date: 2018.08.09 11:19:01 -07'00'</small>	Description:	A 54-00025
			Dimensions are in millimeters. Tolerances: X: ± 0.5 mm X.X: ± 0.3 mm X.XX: ± 0.05 mm	Connector, USB mini B Jack, PCB mount, 180°, nickel shell, DIP, board lock, black insulator, tray	Scale: 5:1
					Sheet 1 of 2

5

↑

4

3

2

1

Materials

1. Shell, phosphor bronze, nickel plated
2. Pins, phosphor bronze, 5 µm gold and tin plating
3. Insulator, Nylon 46, black

Electrical

Rated voltage: 30 Vdc
 Rated current: 2 A
 Dielectric strength: 1 min @ 500 Vac
 Insulation resistance: 100 MΩ @ 500 Vdc
 Contact resistance: 50 mΩ or less

Mechanical

Insertion force: 3.5 kgf maximum
 Withdrawal force: 0.7 kgf minimum
 Durability: 5000 cycle minimum life; less than 100 mΩ contact resistance, minimum 50 MΩ insulation resistance
 Terminal strength: 0.3 kgf in any direction for 15 seconds without damage or looseness

Soldering

Solderability: 75% minimum coverage when terminals dipped 2 mm in 255 ±5 °C solder bath for 3 ±0.5 seconds
 Solder bath durability: no deformation when immersed in 260 ±5 °C up to surface of the board for 10 seconds or less
 Solder iron durability: no deformation when exposed to 350 ±10 °C for 3 ±0.5 seconds

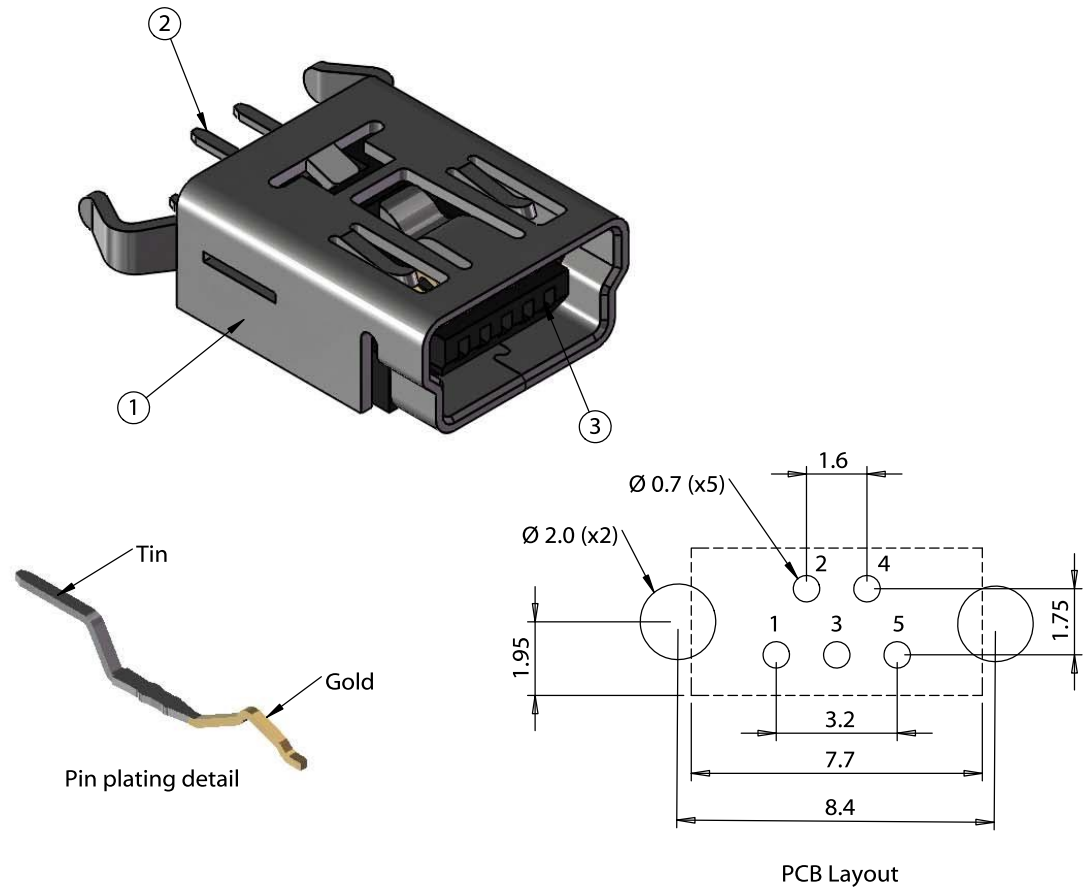
Environmental

Cold test: -40 ±3 °C for 48 hours without deformation
 Heat test: 85 ±2 °C for 48 hours without deformation
 Humidity test: 40 ±2 °C and humidity between 90 and 98 % for 48 hours without deformation

Operating range

-40 ~ 85 °C

USB mini B jack 180° PCB mount



Revision:	Date:	Description:
A	09/28/2015	Initial release
A1	07/30/2018	Corrected operating temp range

Prepared: **GL**
Digitally signed by GL
 Date: 2018.08.06 11:13:53 -0700

Verified: **RS**
Digitally signed by RS
 Date: 2018.08.09 11:18:15 -0700

Dimensions are in millimeters.
 Tolerances:
 X: ± 0.5 mm
 X.X: ± 0.3 mm
 X.XX: ± 0.05 mm

Notes:
 RoHS compliant

Function test: no open, no short circuit, no intermittent

Description:
 Connector, USB mini B Jack, PCB mount, 180°, nickel shell, DIP, board lock, black insulator, tray

TENSILITY

tel 1.541.323.3228 800 877.670.7118
 fax 1.541.323.4202 web tensility.com

Size: A	Part number: 54-00025
Scale: 5:1	Sheet 2 of 2