

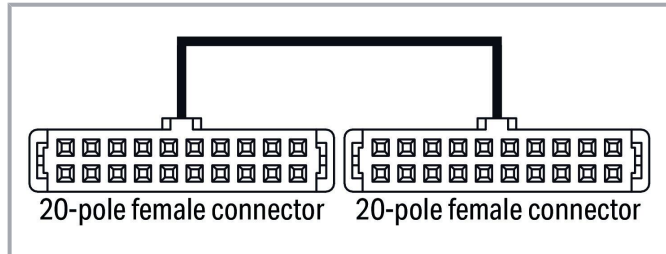
Data sheet | Item number: 706-3057/300-200

System cable; for Schneider TSX; 16 digital inputs or outputs; Length: 2 m;

Conductor cross-section: 0.14 mm²















www.wago.com/706-3057/300-200



Subject to changes. Please also observe the further product documentation!

WAGO GmbH & Co. KG
Hansastr. 27
32423 Minden
Phone: +49571 887-0 | Fax: +49571 887-169
Email: info.de@wago.com | Web: www.wago.com

Do you have any questions about our products?
We are always happy to take your call at +49 (571) 887-44222.

Color coding acc. to DIN VDE 47100		Interface connector		PLC connector	
		Pin number	Wiring	Pin number	Signal
White		1	0.0	1	IN/OUT1
Brown		2	0.1	2	IN/OUT2
Green		3	0.2	3	IN/OUT3
Yellow		4	0.3	4	IN/OUT4
Grey		5	0.4	5	IN/OUT5
Pink		6	0.5	6	IN/OUT6
Blue		7	0.6	7	IN/OUT7
Red		8	0.7	8	IN/OUT8
Black		9	1.0	9	IN/OUT9
Violet		10	1.1	10	IN/OUT10
Grey-Pink		11	1.2	11	IN/OUT11
Red-Blue		12	1.3	12	IN/OUT12
White-Green		13	1.4	13	IN/OUT13
Brown-Green		14	1.5	14	IN/OUT14
White-Yellow		15	1.6	15	IN/OUT15
Yellow-Brown		16	1.7	16	IN/OUT16
White-Grey		17	+24V	17	Alim+
Grey-Brown		18	0V	18	Alim-
White-Pink		19	+24V	19	Alim+
Pink-Brown		20	0V	20	Alim-

Item description

Short description:

WAGO's Interface Cables provide fast and easy connection of WAGO I/O Modules equipped with a 20-pole pluggable connector (750-1400, -1402, -1500, -1501, -1502) to the appropriate interface or relay modules (16-channel) featuring a 20-pole pluggable connector.

The cables are available in 1-, 2- and 3-meter lengths; each has one 20-pole pluggable connector at both ends.

Data

Notes

Note	When using more than 10 wires, the maximum current per wire must be reduced to 0.7 A.
------	---

Subject to changes. Please also observe the further product documentation!

WAGO GmbH & Co. KG
 Hansastr. 27
 32423 Minden
 Phone: +49571 887-0 | Fax: +49571 887-169
 Email: info.de@wago.com | Web: www.wago.com

Do you have any questions about our products?
 We are always happy to take your call at +49 (571) 887-44222.



Electrical data

Inputs/outputs	16 digital inputs or outputs
Operating voltage	≤ AC/DC 35 V
Current per wire (max.)	1 A

Compatibility

Schneider

Schneider TSX	TSX DEY 16FK TSX DEY 32D2K TSX DEY 64D2K TSX DEZ 12D2K TSX DMY 28FK TSX DMY 28RFK TSX DMZ 28DTK TSX DMZ 64DTK TSX DSY 32T2K TSX DSY 64T2K
---------------	--

WAGO

WAGO I/O System 750	750-1400 750-1500 750-1502
---------------------	----------------------------------

Connection data

Cable type	LiYY
Color code	per DIN VDE 47100

Connection 1

Connector	Pluggable connector per DIN 41651; female connector
Pole number 1	20
Connection type 1	System
Wire cross-section	0.14 mm ²

Connection 2

Connector 2	Pluggable connector per DIN 41651; female connector
Pole number 2	20
Connection type 2	System

Subject to changes. Please also observe the further product documentation!

Physical data

Cable length	2 m
--------------	-----

Material Data

Weight	161 g
--------	-------

Environmental requirements

Ambient temperature (operation)	-20 ... +50 °C
---------------------------------	----------------

Commercial data

Product Group	30 (WAGO France)
---------------	------------------

eCl@ss 10.0	27-06-03-11
-------------	-------------

eCl@ss 9.0	27-06-03-11
------------	-------------

ETIM 8.0	EC000237
----------	----------

ETIM 7.0	EC000237
----------	----------

PU (SPU)	1 pcs
----------	-------

Country of origin	FR
-------------------	----

GTIN	4045454873776
------	---------------

Customs tariff number	85444290900
-----------------------	-------------

Environmental Product Compliance

RoHS Compliance Status	Compliant, No Exemption
------------------------	-------------------------

Optional accessories

Interface module

Interface module



Item no.: 704-2004

Interface module for system wiring; Pluggable connector per DIN 41651; Male connector; 20-pole; 16-channel digital input or output; 1-wire connection; in mounting carrier www.wago.com/704-2004



Item no.: 704-2054

Interface module for system wiring; Pluggable connector per DIN 41651; Male connector; 20-pole; 16-channel digital input or output; 3-wire connection; in mounting carrier www.wago.com/704-2054



Item no.: 704-2044

Interface module for system wiring; Pluggable connector per DIN 41651; Male connector; 20-pole; 16-channel digital input or output; 2-wire connection; in mounting carrier www.wago.com/704-2044

Subject to changes. Please also observe the further product documentation!

WAGO GmbH & Co. KG

Hansastr. 27







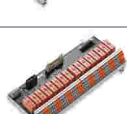



32423 Minden

Phone: +49571 887-0 | Fax: +49571 887-169

Email: info.de@wago.com | Web: www.wago.com

Do you have any questions about our products?

We are always happy to take your call at +49 (571) 887-44222.

	Item no.: 704-5014 Interface module for system wiring; Pluggable connector per DIN 41651; Male connector; 20-pole; 16-channel relay output; 1 changeover contact; Double-deck PCB terminal blocks; without relay; in mounting carrier; 2,50 mm ²	www.wago.com/704-5014
	Item no.: 704-2024 Interface module for system wiring; Pluggable connector per DIN 41651; Male connector; 20-pole; 16-channel digital input or output; 2-wire connection; in mounting carrier	www.wago.com/704-2024
	Item no.: 704-5004 Interface module for system wiring; Pluggable connector per DIN 41651; Male connector; 20-pole; 16-channel relay output; 1 changeover contact; Double-deck PCB terminal blocks; in mounting carrier; 2,50 mm ²	www.wago.com/704-5004
	Item no.: 289-614 Interface module; Pluggable connector per DIN 41651; 20-pole; Triple-deck PCB terminal blocks; in mounting carrier; 2,50 mm ²	www.wago.com/289-614
	Item no.: 704-5024 Interface module for system wiring; Pluggable connector per DIN 41651; Male connector; 20-pole; 16-channel relay output; 1 changeover contact; Triple-deck PCB terminal blocks; in mounting carrier; 2,50 mm ²	www.wago.com/704-5024
	Item no.: 704-5054 Interface module for system wiring; Pluggable connector per DIN 41651; Male connector; 20-pole; 16-channel relay output; 1 make contact; with disconnect terminal block and fuse; in mounting carrier; 2,50 mm ²	www.wago.com/704-5054
	Item no.: 704-5064 Interface module for system wiring; Pluggable connector per DIN 41651; Male connector; 20-pole; 16-channel relay output; 2 changeover contacts; Double-deck PCB terminal blocks; in mounting carrier; 2,50 mm ²	www.wago.com/704-5064
	Item no.: 704-5074 Interface module for system wiring; Pluggable connector per DIN 41651; Male connector; 20-pole; 16-channel relay output; 1 make contact; with disconnect terminal block and fuse; in mounting carrier; 2,50 mm ²	www.wago.com/704-5074
	Item no.: 704-5034 Interface module for system wiring; Pluggable connector per DIN 41651; Male connector; 20-pole; 16-channel relay output; 1 changeover contact; PCB terminal blocks; with output fuse; in mounting carrier; 2,50 mm ²	www.wago.com/704-5034
	Item no.: 704-5044 Interface module for system wiring; Pluggable connector per DIN 41651; Male connector; 20-pole; 16-channel relay output; 1 changeover contact; Triple-deck PCB terminal blocks; with manual operation; in mounting carrier; 2,50 mm ²	www.wago.com/704-5044

Downloads

Documentation

Bid Text

706-3057/300-200	2019 Feb 19	xml	Download
------------------	-------------	-----	----------

Subject to changes. Please also observe the further product documentation!

WAGO GmbH & Co. KG
 Hansastr. 27
 32423 Minden
 Phone: +49571 887-0 | Fax: +49571 887-169
 Email: info.de@wago.com | Web: www.wago.com

Do you have any questions about our products?
 We are always happy to take your call at +49 (571) 887-44222.



X81 - Datei			3.5 kB	
-------------	--	--	--------	--

706-3057/300-200	2018 Nov 26	docx		Download
docx - Datei		15.1 kB		

Additional Information

Disposal and Recycling	V 1.1.0	pdf		Download
Electrical and electronic equipment, Batteries, Packaging	2022 Aug 18	2.2 MB		

System Description

WAGO System Wiring, Selection Guide		pdf		Download
This guide will help you select the appropriate interface modules and system cables for the controller you are using.		545.9 kB		

CAD/CAE-Data

CAE data

WSCAD Universe 706-3057/300-200		URL		Download
---------------------------------	--	-----	--	----------

WSCAD Universe 706-3057/300-200		URL		Download
---------------------------------	--	-----	--	----------

Environmental Product Compliance

Compliance Search

Environmental Product Compliance 706-3057/300-200		URL		Download
System cable; for Schneider TSX; 16 digital inputs or outputs; Length: 2 m; Conductor cross-section: 0.14 mm ²				

Installation Notes

Subject to changes. Please also observe the further product documentation!