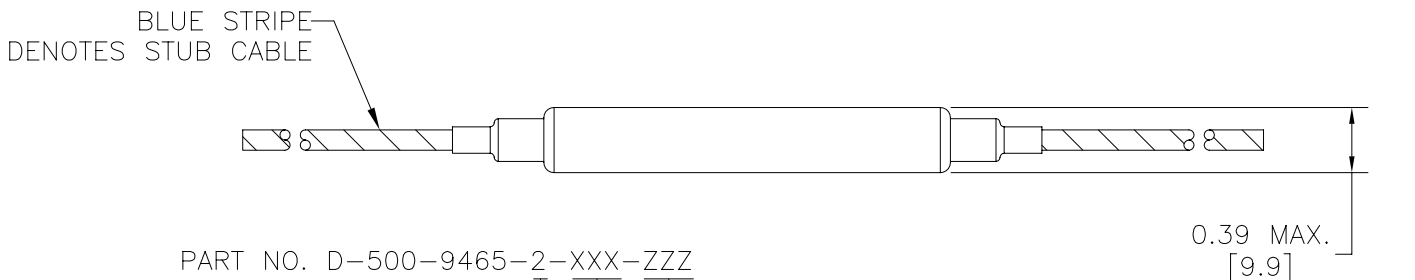
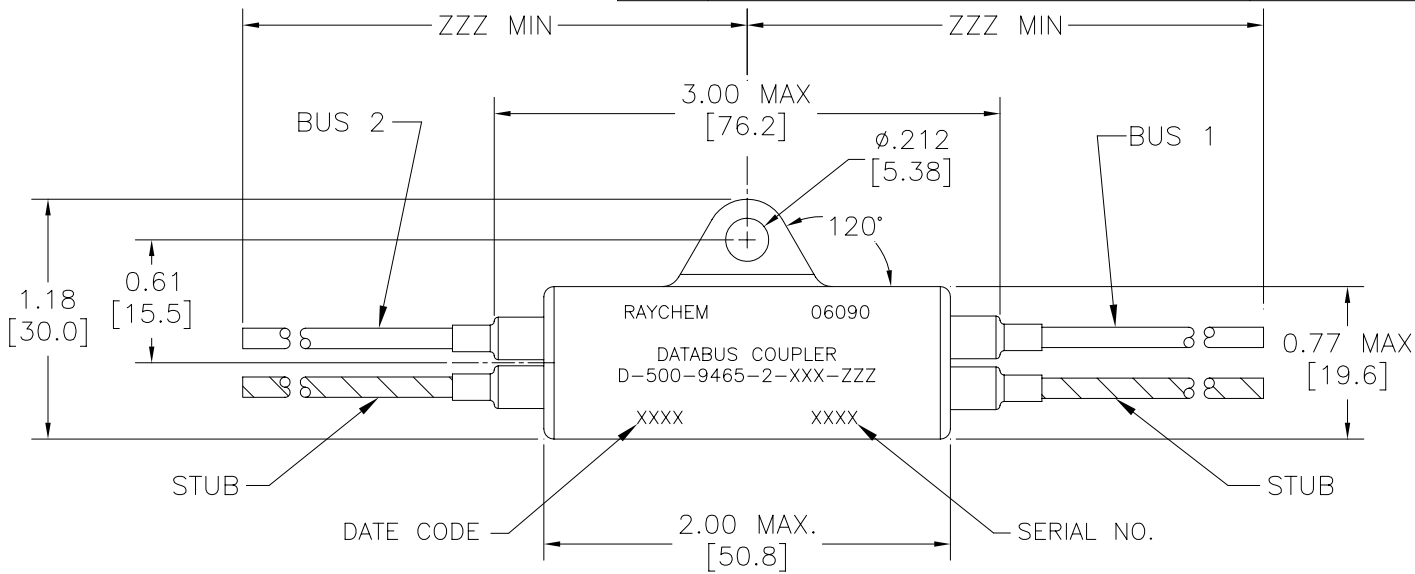


REVISION		
REV	DESCRIPTION	DATE
D	REVISED DWG PER DCR NO. C050824	1/10/06



PART NO. D-500-9465-2-XXX-ZZZ

2 = DOUBLE STUB

LENGTH OF CABLE (INCHES)

CABLE

- S16 = OPTIMIZED SINGLE SHIELD
- S36 = OPTIMIZED DOUBLE SHIELD
- S86 = EMP HARDENED

COMONENT NUMBER	BUS CABLE	STUB CABLE
D-500-9465-2-S16-ZZZ	7724S1664-9	7724S1664-96
D-500-9465-2-S36-ZZZ	7724S3664-9	7724S3664-96
D-500-9465-2-S86-ZZZ	7724S8664-9	7724S8664-96

© 2006 Tyco Electronics Corporation. All Rights Reserved.

If this document is printed it becomes uncontrolled. Check for the latest revision

UNLESS OTHERWISE SPECIFIED DIMENSIONS ARE INCHES. METRIC DIMENSIONS ARE IN BRACKETS.

DECIMAL TOLERANCES
 .XXX ± 0.005 [0.13 mm]
 .XX ± 0.010 [0.25 mm]
 .X ± 0.020 [0.50 mm]

ANGLE TOLERANCE
 .X ± 0.5 DEG.

WEIGHT
 LBS. 0.0353 [16.0 gm]

DRAWN T RATZLAFF	DATE 20FEB2001
MATERIAL	
FINISH	
THIRD ANGLE PROJECTION	

SPECIFICATION CONTROL DRAWING		
tyco Electronics	Tyco Electronics Corporation 300 Constitution Drive Menlo Park, CA. 94025 U.S.A.	Raychem
TITLE DATABUS MICROCOUPLER DOUBLE STUB, STD W/MTG LUG, LOW OUTGASSING		
SIZE A	CODE IDENT. NO. 06090	DWG. NO. D-500-9465-2-XXX-ZZZ
DO NOT SCALE THIS DRAWING		SHEET 1 OF 2

CAD FILE C050824A

1. MATERIAL AND FINISHES:

1.1 INTERNAL COMPONENTS

1.1.1 TRANSFORMER TO MIL-PRF-21038 AND MIL-STD-1553B

1.1.2 ISOLATION RESISTORS TO MIL-PRF-39007/8, 57.6 OHMS

1.1.3 INTERNAL AND EXTERNAL COMPONENTS ATTACHED USING SN96 SOLDER

1.2 SHIELDED CASE: ALUMINUM PER ASTM-B618.

1.2.1 CASE FINISH: 65/35 Sn/Ni ALLOY, .0002/.0003 THK.

1.3 CABLE TYPE PER RAYCHEM SPECIFICATION 1200 (SEE TABLE ON SHEET 1).

1.4 STRAIN RELIEF TUBING: RAYCHEM RT-220, LOW OUTGASING TUBING.

2. APPLICATION:

2.1 THIS COUPLER IS DESIGNED TO BE INSTALLED INTO A DIGITAL MULTIPLEX HARNESS MEETING THE REQUIREMENTS OF MIL-STD-1553B AND NASA'S OUTGASSING SPECIFICATION SP-R-0022A.

2.1.1 THIS PRODUCT IS ASSEMBLED USING LOW OUTGASSING MATERIALS.

2.1.2 THIS PRODUCT IS NOT INTENDED FOR USE IN HIGH MOISTURE ENVIRONMENTS, NOR INTENDED FOR APPLICATIONS WHERE FLUID IMMERSION IS NECESSARY.

2.2 FOR CABLE SPLICING USE SPLICE KIT D-150-9708-5 (NOT SUPPLIED).

2.3 CABLE BEND RADIUS PER SAE-AS50881 STATIC BEND: 5 X CABLE O.D. MIN.
DYNAMIC BEND: 10 X CABLE O.D. MIN.

3. TEMPERATURE:

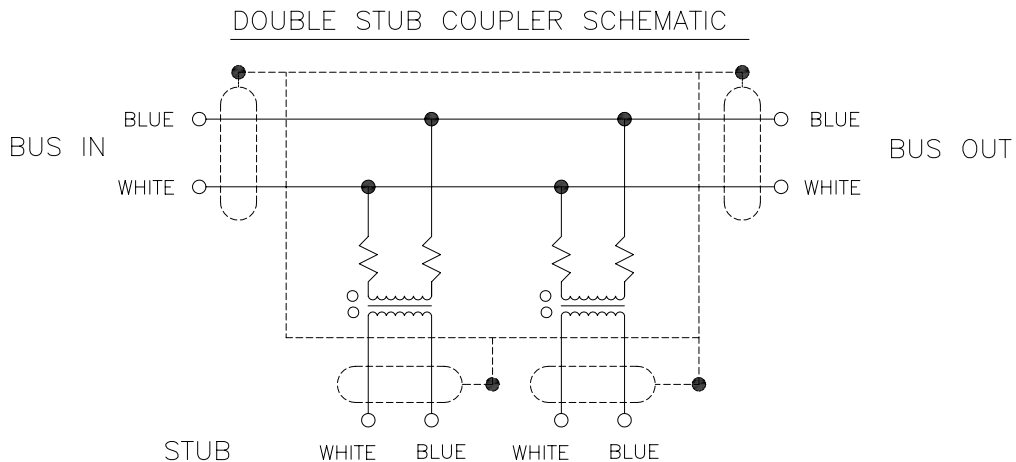
3.1 OPERATING TEMPERATURE: -65°C TO +150°C CONTINUOUS.

4. PERFORMANCE SPECIFICATIONS:

4.1 TRANSFORMER MEETS THE PERFORMANCE REQUIREMENTS OF MIL-STD-1553B.

5. WEIGHT:

5.1 MAXIMUM WEIGHT WITHOUT CABLE: 16 GRAMS MAX.



If this document is printed it becomes uncontrolled. Check for the latest revision

© 2006 Tyco Electronics Corporation. All Rights Reserved.

SPECIFICATION CONTROL DRAWING

DRAWN T RATZLAFF	DATE 20FEB2001	SIZE A	CODE IDENT. NO. 06090	DWG. NO. D-500-9465-2-XXX-ZZZ	REV D
CAD FILE C050824B	tyco Electronics	DO NOT SCALE THIS DRAWING			SHEET 2 OF 2