

W-Test Cable Assemblies are complete line of high precision flexible microwave cable assemblies, specially for stable phase testing. These **WT series** are designed by excellent microwave interconnection technologies and have **good phase and amplitude stability**. The **18, 26.5, 34, 40, 50 & 67 GHz** cable assemblies are claimed to have excellent insertion loss, high phase/amplitude stability in relation to temperature.



Features



- 1. Center Conductor : Silver Plated Copper
- 2. Dielectric core : LD PTFE
- 3. Outer Conductor : Silver Plated Copper Ribbon
- 4. Stable Layer : PTFE
- 5. Inner Braiding : SPC
- 6. Jacket : FEP
- 7. Crush Protection Layer
- 8. Braiding
- 9. PTFE Stable Gum.
- 10. Braided Outer Jacket

Specification

Scope	Specification	WT100				WT200	WT300
Electrical	Impedance(Ohm)					50	
	Operation Freq.(GHz)	18	26.5	34	40	50	67
	VSWR(Max)	1.3	1.3	1.3	1.3	1.3	1.3
	Amplitude stability (dB)*	<+/- 0.03				<+/- 0.05	<+/- 0.1
	Phase stability (degree)*	<+/- 3.0				<+/- 5.0	<+/- 5.0
	Attenuation (dB/M)	1.8 @ 18 GHz 2.1 @ 25.5 GHz 2.8 @ 34 GHz 2.9 @ 40 GHz				3.6 @ 50 GHz	6.9 @ 67 GHz
Physical	Velocity of propagation(%)					76	
	Bending radius(Min)					20 mm	
	Connector	SMA				2.92 mm	2.4 mm 1.85 mm
	Cable Diameter(mm)					6.4	
Environmental	Operating Temperature (degree)					- 40 to +85 °C **	

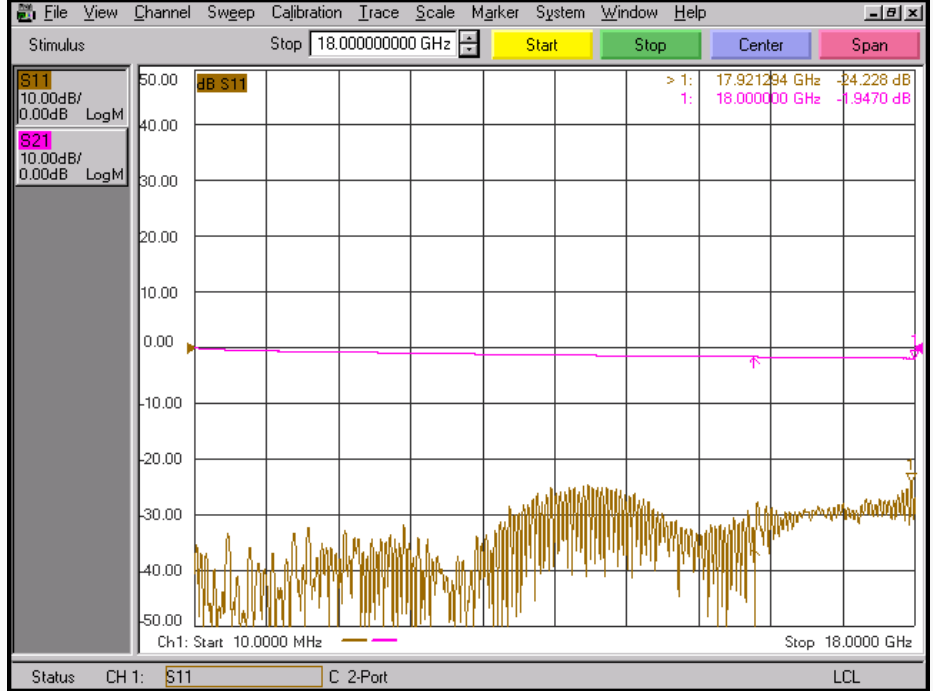
* Cable (length : 1 meter) was wrapped 360 degree around Φ 40 mm mandrel

** Adhesive type shrinkable tube: - -40 ~+85 °C / Non-adhesive type shrinkable tube: - -40 ~ + 125 °C

■ **Test Result**

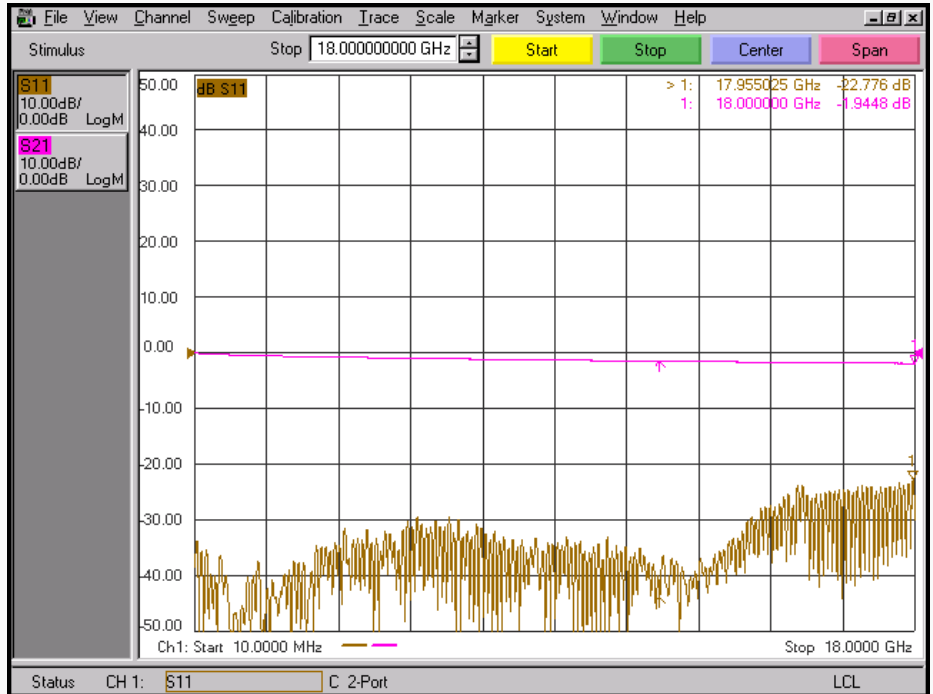
Part No. : WT100-NM1NM1-1M

- Frequency : DC to 18 GHz
- Connector : N (Male)
- Cable Length : 1 meter



Part No. : WT100-NF1NF1-1M

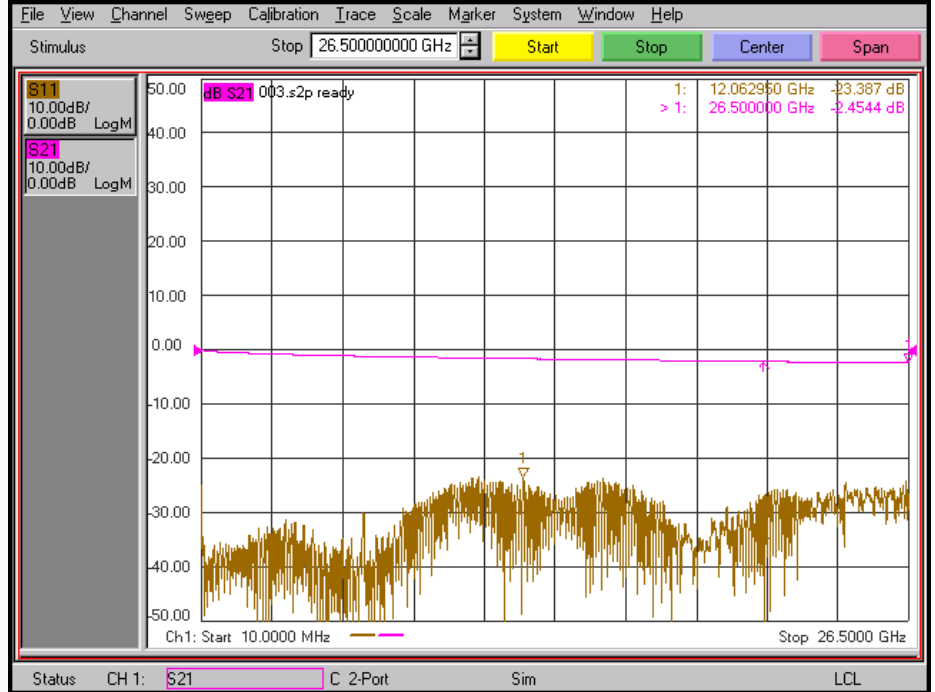
- Frequency : DC to 18 GHz
- Connector : N (Female)
- Cable Length : 1 meter



■ Test Result

Part No. : WT100-SM1SM1-1M

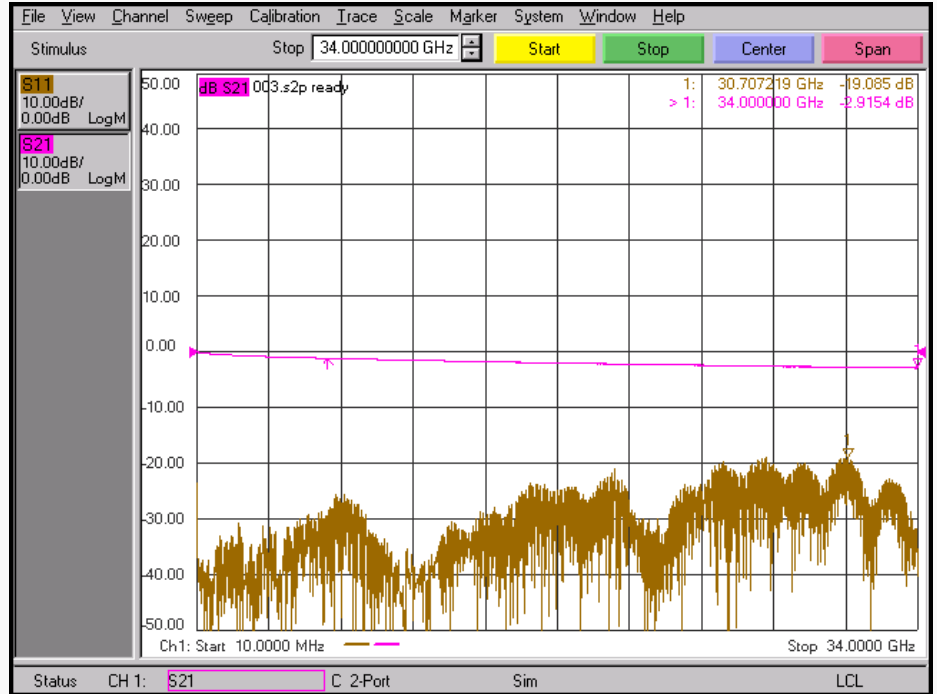
- Frequency : DC to 26.5 GHz
- Connector : SMA (Male)
- Cable Length : 1 meter



■ **Test Result**

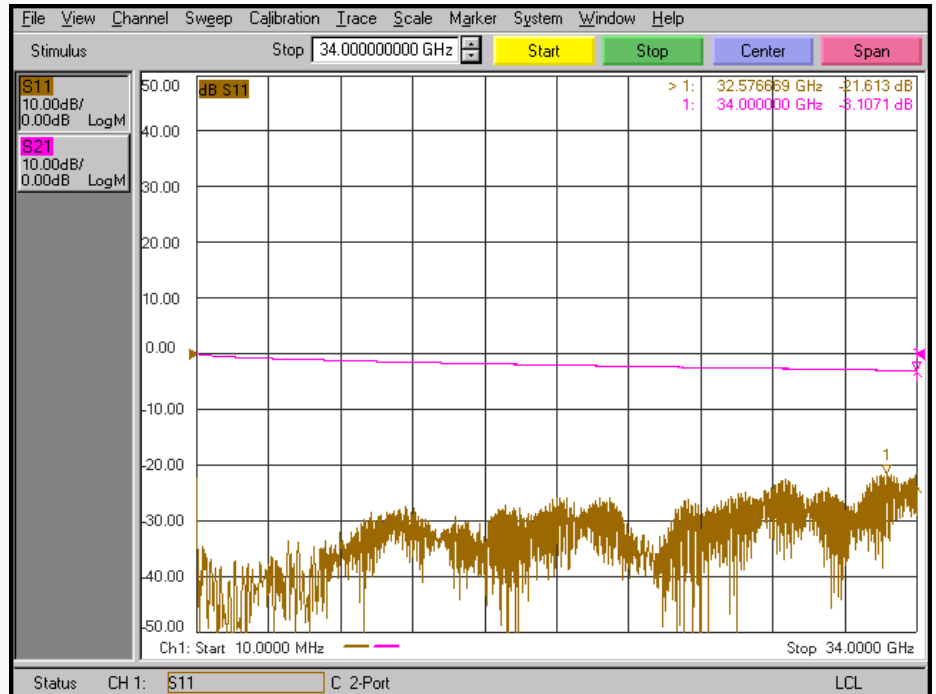
Part No. : WT100-3M13M1-1M

- Frequency : DC to 34 GHz
- Connector : 3.5 mm (Male)
- Cable Length : 1 meter



Part No. : WT100-3F13F1-1M

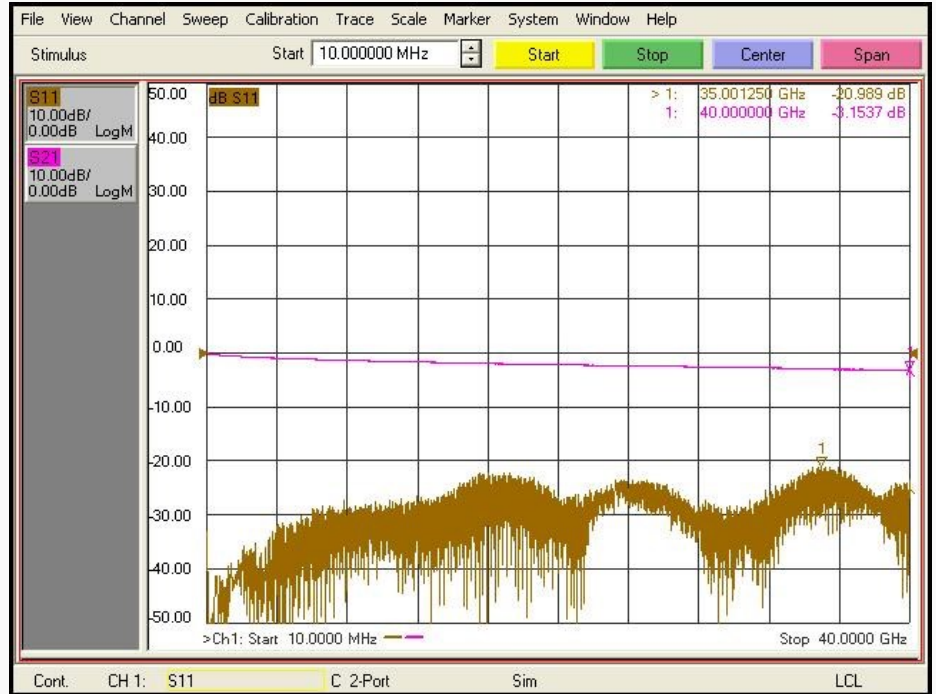
- Frequency : DC to 34 GHz
- Connector : 3.5 mm (Female)
- Cable Length : 1 meter



■ **Test Result**

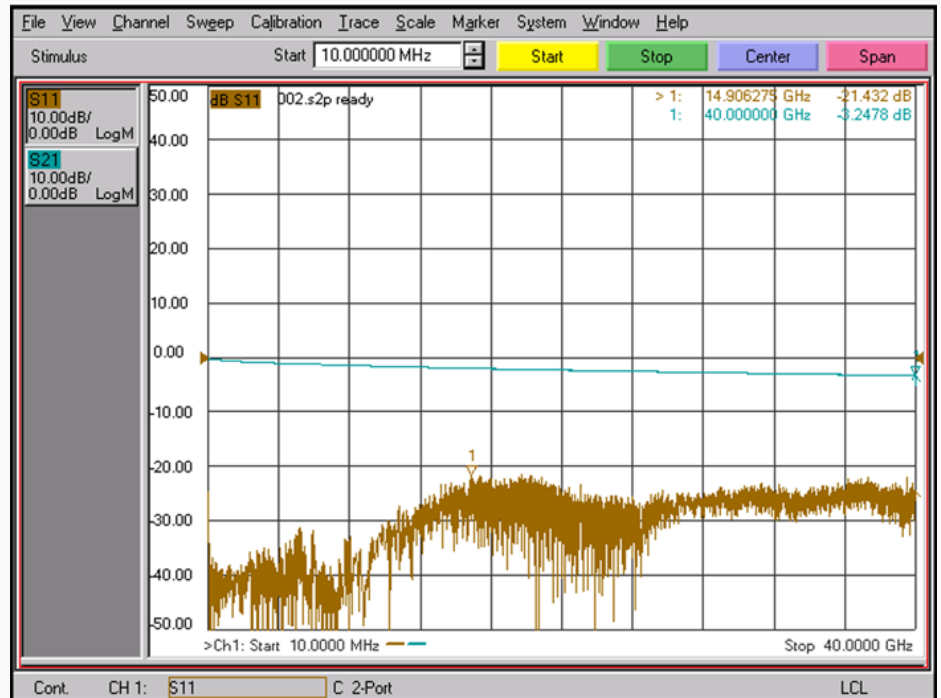
Part No. : WT100-KM1KM1-1M

- Frequency : DC to 40 GHz
- Connector : 2.92 mm (Male)
- Cable Length : 1 meter



Part No. : WT100-KF1KF1-1M

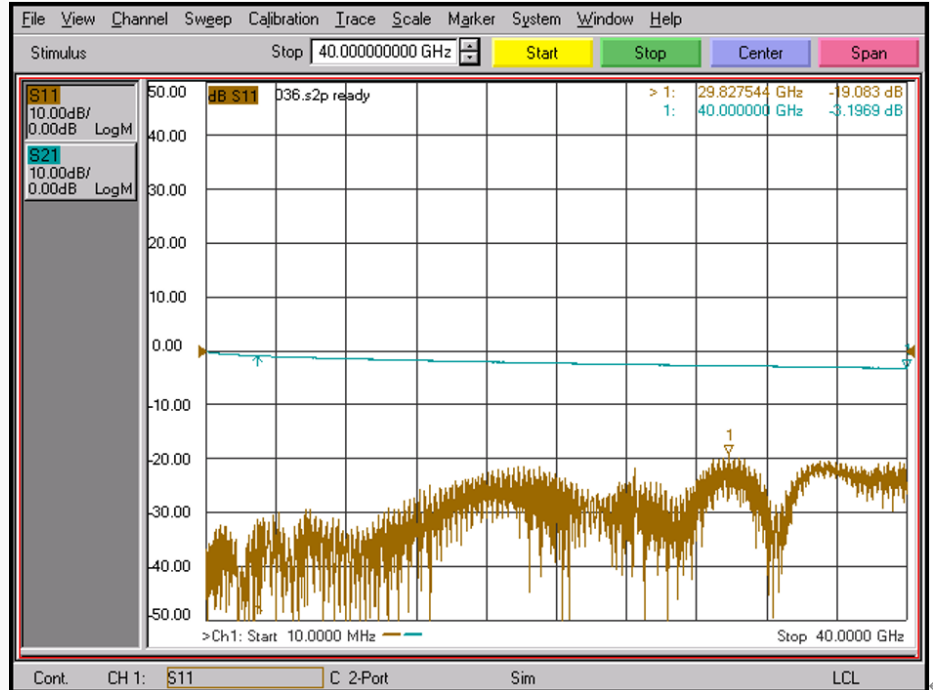
- Frequency : DC to 40 GHz
- Connector : 2.92 mm (Female)
- Cable Length : 1 meter



■ Test Result

Part No. : WT100-2M1KM1-1M

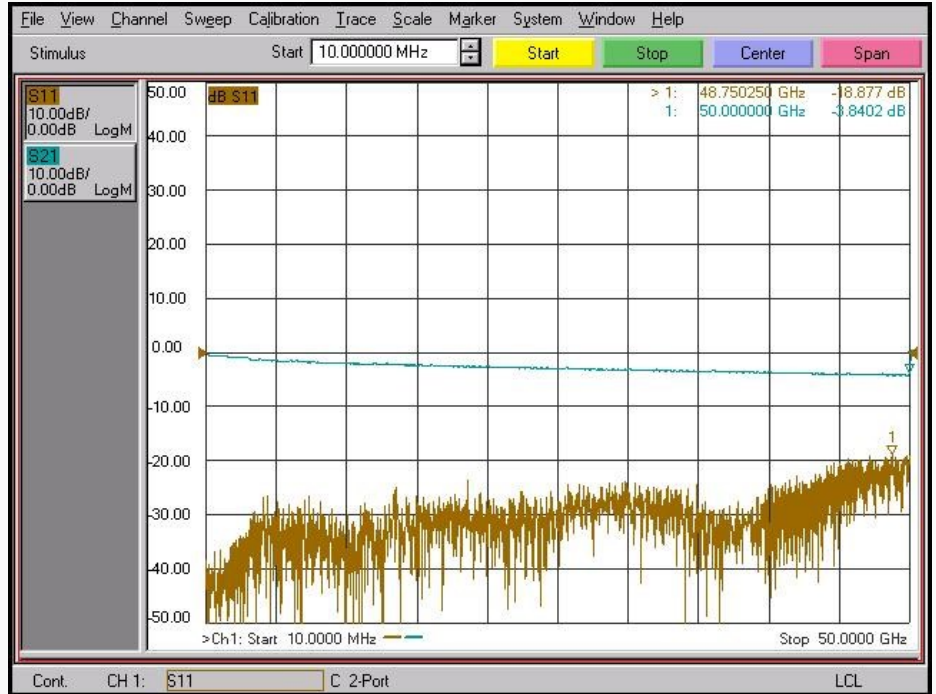
- Frequency : DC to 40 GHz
- Connector : 2.4 mm (Male),
2.92 mm (Male)
- Cable Length : 1 meter



■ **Test Result**

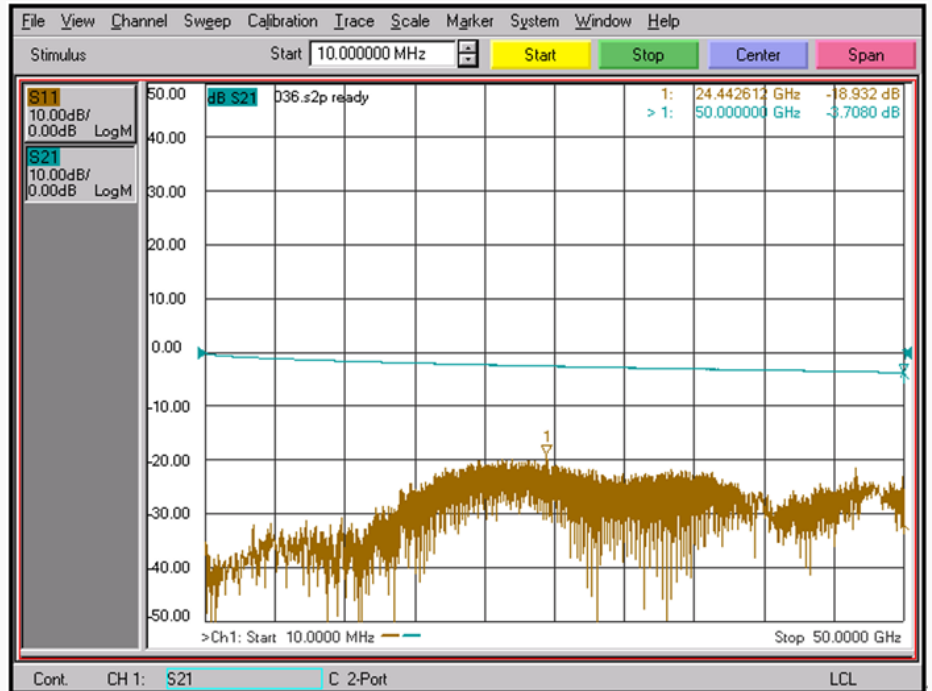
Part No. : WT200-2M12M1-1M

- Frequency : DC to 50 GHz
- Connector : 2.4 mm (Male)
- Cable Length : 1 meter



Part No. : WT200-2F12F1-1M

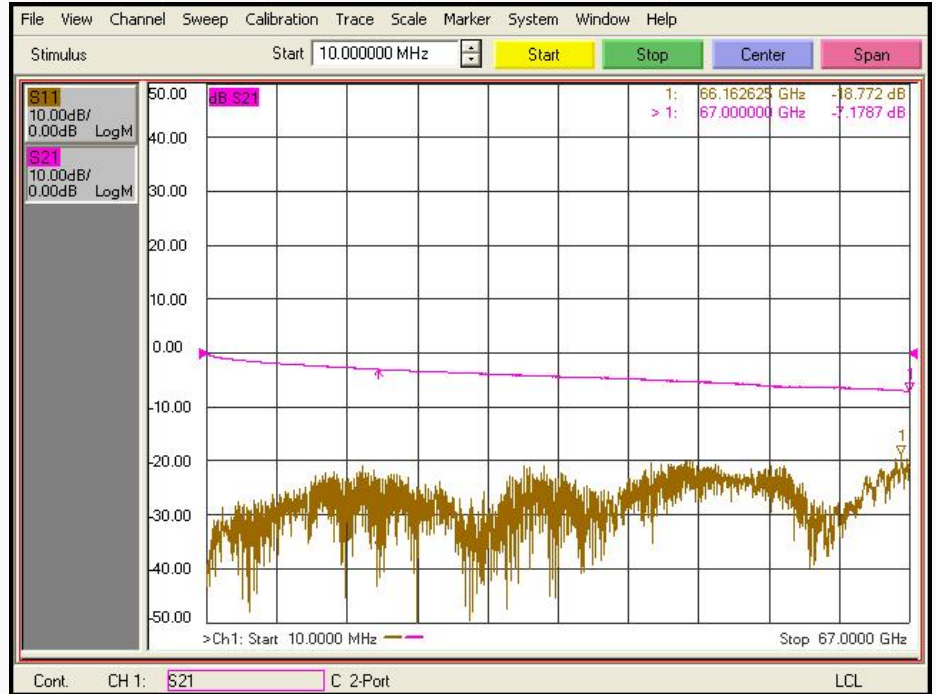
- Frequency : DC to 50 GHz
- Connector : 2.4 mm (Female)
- Cable Length : 1 meter



■ **Test Result**

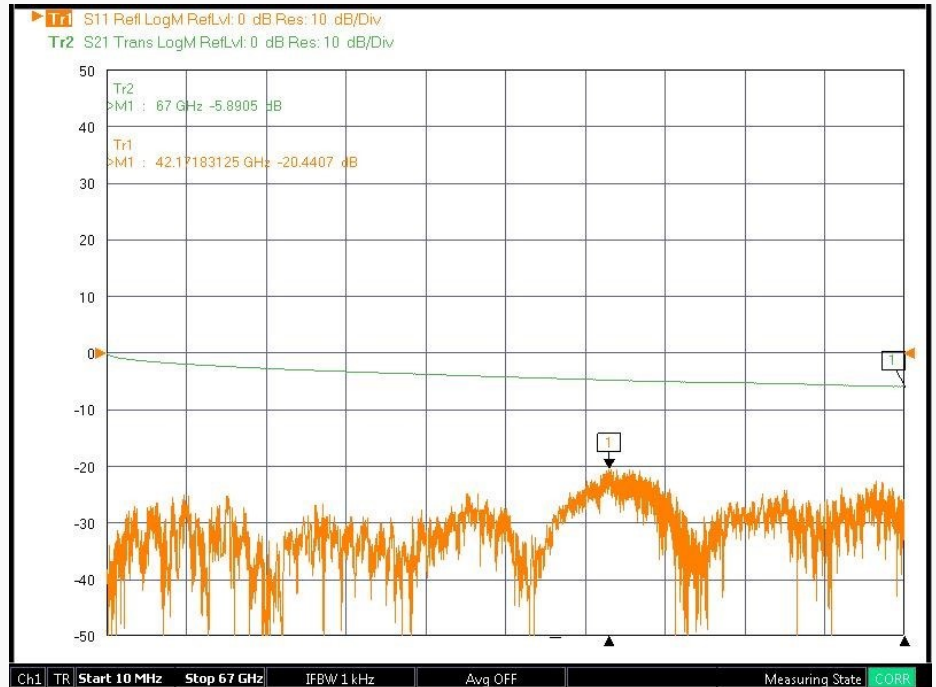
Part No. : WT300-VM1VM1-1M

- Frequency : DC to 67 GHz
- Connector : 1.85 mm (Male)
- Cable Length : 1 meter



Part No. : WT300-VF1VF1-1M

- Frequency : DC to 67 GHz
- Connector : 1.85 mm (FeMale)
- Cable Length : 1 meter



■ **Selection Guide**

WT100 – KM1KM1 – 1M – T

**Non-Adhesive
Shrinkable Tube**

T: -40 ~ + 125 °C

Cable Type

WT100 (40 GHz)
WT200 (50 GHz)
WT300 (67 GHz)

Connector Type

SM1: SMA Male
SF1 : SMA Female
NM1: N-type Male
NF1 : N-type Female
3M1: 3.5 mm Male
3F1 : 3.5 mm Female
KM1: 2.92 mm Male
KF1 : 2.92 mm Female
2M1: 2.4 mm Male
2F1 : 2.4 mm Female
VM1: 1.85 mm Male
VF1 : 1.85 mm Female

Cable Length

Unit : Meter



■ Revision History

Revision	Date	Changes
Ver 1.0	2015-11-10	Release New WT100 & WT200 Cable Assembly
Ver 2.0	2019-08-01	Change Connector shape for better reliability
Ver 3.0	2019-09-01	Release New WT300 Cable Assembly
Ver 3.1	2020-02-10	Add Female type
Ver 3.2	2021-09-24	Updated Spec.
Ver 3.3	2022-04-22	Updated Temperature Spec. according to tube
Ver 3.4	2022-12-15	Add SMA Male type
Ver 3.5	2023-01-06	Add N type, 3.5mm type

