

Printed-circuit board connector - CCV 2,5/22-GF-5,08-LR P26THR - 1827854

Please be informed that the data shown in this PDF Document is generated from our Online Catalog. Please find the complete data in the user's documentation. Our General Terms of Use for Downloads are valid (<http://phoenixcontact.com/download>)

PCB headers, nominal current: 12 A, number of positions: 22, pitch: 5.08 mm, color: black, contact surface: Tin, mounting: THR soldering



The figure shows a 16-position version

Your advantages

- ✔ Designed for integration into the SMT soldering process
- ✔ Vertical connection enables multi-row arrangement on the PCB
- ✔ Screwable flange for superior mechanical stability
- ✔ Automatic locking and intuitive release through Lock and Release operating lever in contrasting color
- ✔ Maximum flexibility when it comes to device design – one header for connectors with different connection technologies



Key Commercial Data

Packing unit	52 pc
Minimum order quantity	52 pc
GTIN	
GTIN	4046356953368

Technical data

Dimensions

Length [l]	8.57 mm
Width	121.87 mm
Pitch	5.08 mm
Dimension a	106.68 mm
Width [w]	121.87 mm
Height [h]	14.6 mm
Height	12 mm
Length of the solder pin	2.6 mm

Printed-circuit board connector - CCV 2,5/22-GF-5,08-LR P26THR - 1827854

Technical data

Dimensions

Pin dimensions	1 x 1 mm
Length	8.57 mm

General

Range of articles	CCV 2,5/..-GF-LR
Insulating material group	IIIa
Rated surge voltage (III/3)	4 kV
Rated surge voltage (III/2)	4 kV
Rated surge voltage (II/2)	4 kV
Rated voltage (III/3)	250 V
Rated voltage (III/2)	320 V
Rated voltage (II/2)	400 V
Connection in acc. with standard	EN-VDE
Nominal current I _N	12 A
Insulating material	LCP
Flammability rating according to UL 94	V0
Color	black
Number of positions	22

Standards and Regulations

Connection in acc. with standard	EN-VDE
Flammability rating according to UL 94	V0

Environmental Product Compliance

	Lead 7439-92-1
China RoHS	Environmentally Friendly Use Period = 50
	For details about hazardous substances go to tab "Downloads", Category "Manufacturer's declaration"

Approvals

Approvals

Approvals


IECEE CB Scheme / VDE Gutachten mit Fertigungsüberwachung / EAC / cULus Recognized


Ex Approvals


Approval details


Printed-circuit board connector - CCV 2,5/22-GF-5,08-LR P26THR - 1827854

Approvals

IECEE CB Scheme		http://www.iecee.org/	DE1-58421-B1B2
Nominal voltage UN		400 V	
Nominal current IN		12 A	

VDE Gutachten mit Fertigungsüberwachung		http://www2.vde.com/de/Institut/Online-Service/ VDE-gepruefteProdukte/Seiten/Online-Suche.aspx	40041286
Nominal voltage UN		400 V	
Nominal current IN		12 A	

EAC		B.01742
-----	---	---------

cULus Recognized		http://database.ul.com/cgi-bin/XYV/template/LISEXT/1FRAME/index.htm	E60425-19931011
	B	D	
Nominal voltage UN	300 V	300 V	
Nominal current IN	16 A	10 A	

Phoenix Contact 2019 © - all rights reserved
<http://www.phoenixcontact.com>

PHOENIX CONTACT GmbH & Co. KG
Flachsmarktstr. 8
32825 Blomberg
Germany
Tel. +49 5235 300
Fax +49 5235 3 41200
<http://www.phoenixcontact.com>