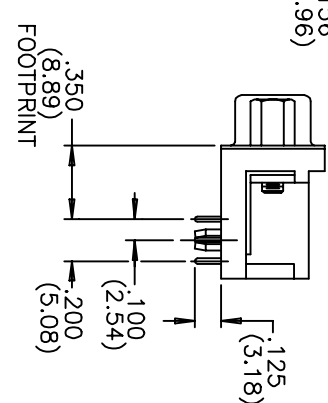
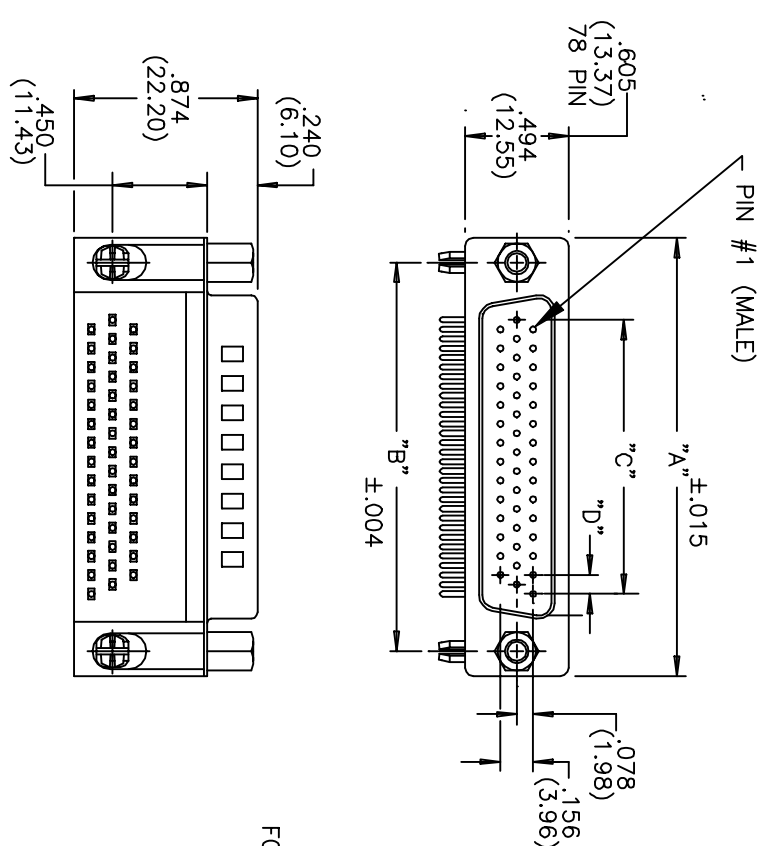


DESCRIPTION: HIGH DENSITY RIGHT ANGLE WITH FERRITE

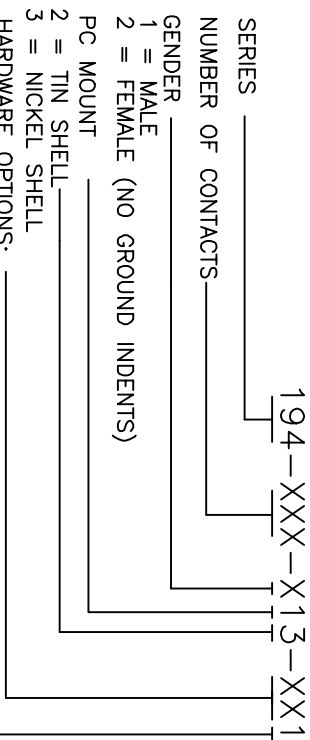


MATERIALS:

INSULATOR: THERMOPLASTIC POLYESTER, UL94V-0
 CHEMICAL RESISTANCE, COLOR BLACK
 SHELL: STEEL, NICKEL OR TIN PLATED
 CONTACT: MALE:BRASS; FEMALE:PHOSPHOR BRONZE
 GOLD FLASH IN MATING AREA
 TIN-LEAD PLATING ON TAIL ENDS

ELECTRICAL:

CURRENT RATING: 2 AMPERES
 DIELECTRIC WITHSTANDING VOLTAGE: 1000VAC rms AT SEA LEVEL
 INSULATION RESISTANCE: 5000 MEGOHMS MIN.
 CONTACT RESISTANCE: 10 MILLIOHMS MAX.
 WORKING TEMPERATURE: -55° TO +125° C
 FERRITE SPECS: ATTENUATION - 25 OHMS MIN @ 30MHz,
 35 OHMS MIN @ 50 Mhz, 50 OHMS @ 100 Mhz.



NUMBER OF CONTACTS	"A" Inch (mm)	"B" Inch (mm)	"C" Inch (mm)	"D" Inch (mm)
15	1.214 (30.84)	.984 (24.99)	.405 (10.29)	.090 (2.29)
26	1.545 (39.24)	1.312 (33.32)	.765 (19.43)	.090 (2.29)
44	2.088 (53.04)	1.852 (47.04)	1.305 (33.15)	.090 (2.29)
62	2.730 (69.34)	2.500 (63.50)	1.948 (49.47)	.095 (2.41)
78	2.635 (66.93)	2.406 (61.11)	1.805 (45.85)	.095 (2.41)



THESE DRAWINGS AND SPECIFICATIONS ARE THE PROPERTY OF NorComp AND SHALL NOT BE REPRODUCED, COPIED OR USED AS THE BASIS FOR THE MANUFACTURE OF APPARATUS WITHOUT WRITTEN PERMISSION.

NorComp

SCALE:	SHEET	OF	REV
DWG NO. 194-XXX-113-XX1	1	1	3
CHECKED:	DATE:	DRAWN: PAM JENKINS	
		DATE: 5-10-01	