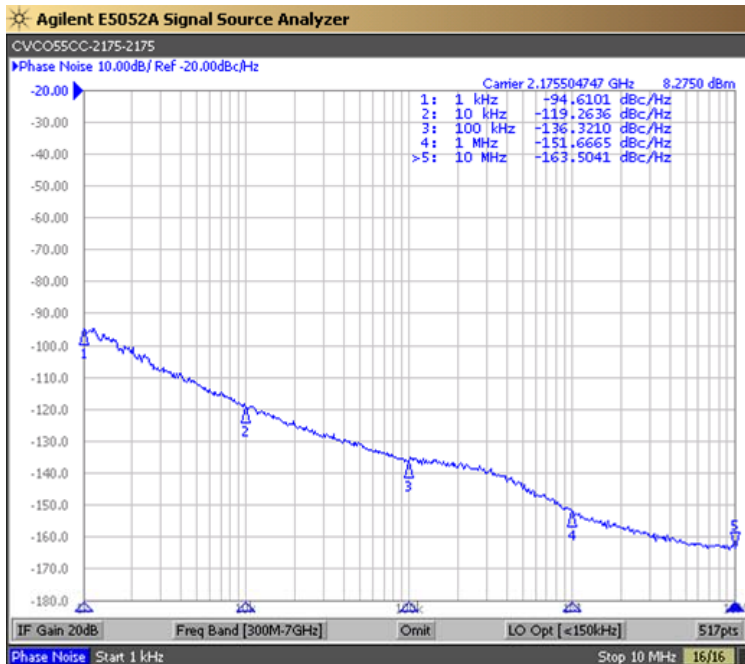


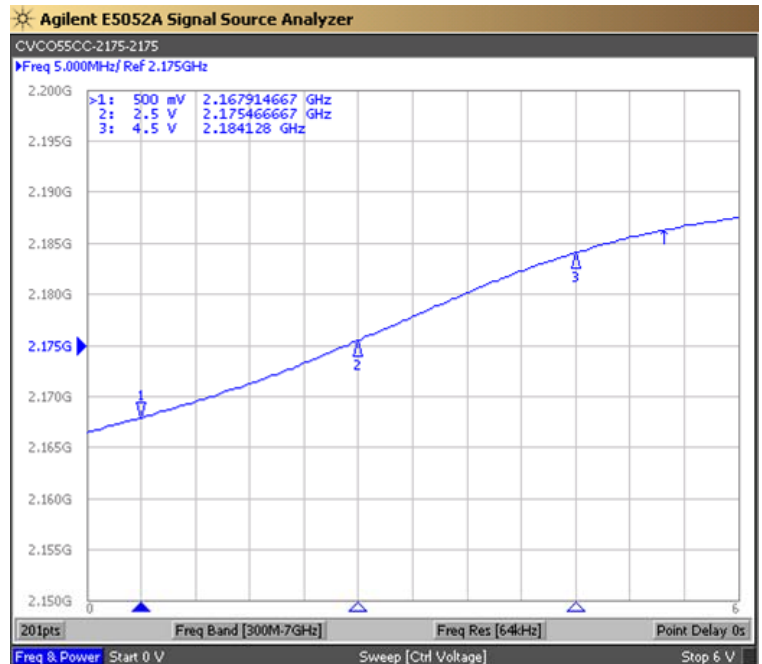


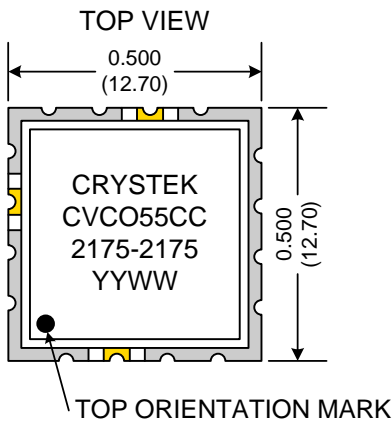
PERFORMANCE SPECIFICATION	MIN	TYP	MAX	UNITS
Lower Frequency:			2175	MHz
Upper Frequency:	2175			MHz
Tuning Voltage:	0.5		4.5	VDC
Supply Voltage:	7.6	8.0	8.4	VDC
Output Power:	+5.0	+7.0	+9.0	dBm
Supply Current:		28		mA
Harmonic Suppression (2 nd Harmonic)		-15	-10	dBc
Pushing:		1.0	3.0	MHz/V
Pulling, all Phases:		2.0	4.0	MHz pk-pk
Tuning Sensitivity:		7		MHz/V
Phase Noise @ 1kHz offset:		-95	-90	dBc/Hz
Phase Noise @ 10kHz offset:		-120	-115	dBc/Hz
Phase Noise @ 100kHz offset:		-140	-135	dBc/Hz
Phase Noise @ 1MHz offset:		-160	-155	dBc/Hz
Phase Noise @ 10MHz offset:		-164	-155	dBc/Hz
Load Impedance:		50		Ω
Input Capacitance:			22	pF
Operating Temperature Range:	-40		+85	$^{\circ}\text{C}$
Storage Temperature Range:	-45		+90	$^{\circ}\text{C}$

Phase Noise (1 Hz BW, Typical)



Tuning Curve (Typical)





Pad	Connection
2	Vt
10	RF-OUTPUT
14	Vcc
Others	GROUND

- Unless otherwise specified, Dimensions are in: $\frac{IN}{(mm)}$
- Pad Location Dimensions are in: Inches

TAPE AND REEL



Drawing not to scale

Product Control:

Crystek Part Number:	CVCO55CC-2175-2175	Release Date:	19-Nov-2013
Revision Level:	C	Responsible:	C. Vales

Specification is subject to change without notice

Page 2 of 2